

# THE ELECTION MANAGEMENT SYSTEM (EMS)

---

## PROJECT REPORT

---

Independent National Electoral Commission, Abuja

©2015

## Table of Contents

Table of Contents.....	2
Abbreviations.....	3
Foreword.....	4
Acknowledgments.....	5
List of Figures and Tables.....	6
Executive Summary.....	8
1.0 Background to the EMS Project.....	11
1.1 Establishment of the EMS Project Committee.....	15
1.2 Membership.....	16
1.3 Terms of Reference.....	17
1.4 Modus Operandi.....	18
2.0 Principal Business Areas.....	20
2.1 Development of the Principal Business Areas.....	21
3.0 High Level PBAs and Workflow Diagrams.....	37
4.0 Project Implementation: EMS Performance Management Platform.....	48
4.1 EMS Platform Operations, Reports and Data Analysis.....	52
4.2 Amber and Red Zone Periods.....	53
(a) Amber Zone Period.....	54
(b) Red Zone Period.....	93
March 28 and April 11, 2015 Elections.....	94
5.0 Lessons Learnt.....	173
5.1 Challenges.....	174
5.2 Recommendations.....	175

## Abbreviations

A&V	Accreditation and Voting
CVR	Continuous Voter Registration
DB	Database
DGD	Democratic Governance for Development
DPM	Directorate of Planning and Monitoring
EDL	Election Day Logistics
EDP	Election Day Procurement
EDS	Election Day Support
EDT	Election Day Training
EMS	Election Management System
EPP	Election Project Plan
ESM	Election Staff Management
EVR	Electronic Voter Register
FCT	Federal Capital Territory
HQ	Headquarters
IFES	International Foundation for Electoral Systems
INEC	Independent National Electoral Commission
KPI	Key Performance Indicators
LGA	Local Government Areas
PBAs	Principal Business Areas
DGD	Democratic Governance for Development
DPM	Planning and Monitoring Directorate
NASS	National Assembly
PPM	Political Party and Candidate Management
PUs	Polling Units
RAC	Registration Area Centres
SMS	Short Message Service
UNDP	United Nations Development Programme
VOIP	Voice over IP
VP	Voting Point

## Foreword

The Election Management System (EMS) Project is one of the most important innovations of the Independent National Electoral Commission (INEC). Arising from the Post 2011 General Election Process Reviews the Commission had undertaken, it sought to identify, map and sequence the range of activities and tasks required for the conduct of an election in seven (7) key areas in which the Commission had historically had challenges. These include: the entire realm of election logistics; staff management; the training of electoral staff; the management of political parties and candidates; the procurement of electoral materials and services; voter' register and registration processes; and emergency support services on Election Day.

The objective was to, as clearly as possible; create workflow diagrams for each area that can assist in moving the Commission out of its largely 'reactive,' 'knee-jerk' responses to the provision of electoral services to more systematized 'proactive,' modes. This is very much consistent with the Commission's objective of restructuring the Organization, redesigning its business processes and repositioning it to better deliver electoral services.

I am glad that the Project has charted a course towards this. It has created a broad framework for planning electoral services across the Electoral Cycle by identifying, mapping and sequencing all key tasks and activities in the seven (7) key areas known as the 7 Principal Business Areas (7PBAs) namely: Election Day Logistics (EDL); Election Staff Management (ESM); Election Day Training (EDT); Political Party and Candidate Management (PPM); Election Day Procurement (EDP); Continuous Voter' Registration (CVR); and Election Day Support (EDS). In addition, it has produced Operation Manuals for each of the 7 PBAs, established the EMS Headquarters and State Secretariats, conducted a series of training workshops for staff on the workings of the EMS, and ensured that the Directorate of Planning and Monitoring The Project was deployed for the 2015 General Elections and the data in especially in Chapter 4 is the product of this effort.

Let me use this opportunity to thank the International Foundation for Electoral Systems (IFES) for its tremendous support for this project from inception. IFES has provided technical and financial assistance for the Project by employing a Consultant, organizing training workshops and deploying some of its technical staff to support the Project. In this light, I would also like to thank the EMS Consultant, Mr. Tony Reginald Farnum and the entire EMS Project Committee that worked very hard to bring the Project to fruition.

I would also like to thank the United Nations Development Programme's Democratic Governance for Development (DGD) Project for stepping in to support the implementation of the EMS Project at a very critical stage when funding became a major challenge.

Finally, the Election Management System is a critical tool for electoral planning, monitoring and implementation of electoral projects. The Report before you documents how the Project all started, what it achieved and what next steps there are to take to move the Commission towards its mission of repositioning itself as one of the best electoral management bodies in the world.

Professor Attahiru Muhammadu Jega, OFR.  
Honourable Chairman



## Acknowledgments

The *Election Management System Project Report* is an account of the work of the Election Management System Project Committee tasked with the responsibility of developing a framework for addressing some of the key challenges identified in the various reviews the Commission had undertaken after the 2011 General Elections. The reviews were designed to identify the key challenges the Commission encountered in the execution of two key projects – the February 2011 Voter Registration and the subsequent General Elections in April. Some of the most significant challenges raised in these reviews were related to issues of lack of planning and coordination, weak logistic arrangements, late procurement of electoral materials and difficulties in the recruitment, training and management of electoral staff, to mention but a few.

The EMS Project sought to address these challenges by developing a broad framework for the planning, monitoring and evaluation of electoral processes. In particular, it sought to identify electoral tasks and activities across the electoral cycle so as to map and sequence them. This, the EMS, hoped, would substantially improve coordination, efficiency and effectiveness in the delivery of electoral services.

In the course of this Project that lasted for over 17 months, various individuals have worked tirelessly to ensure that it became a reality. I would like to first of all thank the entire Committee, especially the Directors of Departments and staff for their dedication to the EMS Project. They helped tremendously in putting to paper their practical experiences in the conduct of elections by identifying the numerous tasks and activities involved in the conduct of an election.

I also wish to thank the entire EMS Secretariat – Team Leaders and Members – for sparring no effort to ensure that the identified tasks were thoroughly validated with Departments and Field Offices. Without this critical contribution, the Project would not have been able to map, sequence and assign owners of these tasks and activities.

It is not possible to speak about mapping and sequencing tasks, indeed, about the entire EMS Project, without thanking the EMS Consultant, Mr. Tony Reginald Farnum for his dedication, hard-work, perseverance and friendliness to the entire EMS Project and Secretariat Staff. His steadfastness, resolve and technical input have been key in seeing the Project through. In this light, I wish to also thank Mr. Samson Fadare for the technical support as well as cool headedness he brought to the project. Indeed, Mr. Fadare's technical assistance has continued to serve the Project well, and he was the person who successfully steered it through the 2015 General Elections.

A Project of such magnitude is impossible without funding and technical support from development partners. It is in this regard that I would like to thank the International Foundation for Electoral Systems (IFES) for funding and providing technical support the Project up till December 2014. The leadership of IFES in the person of Ms Gloria Richards Johnson, immediate past Country Director (IFES) and Mr. Shalva Kipshidze, the current Country Director (IFES) has been extremely supportive of the project and did all it could to ensure that it succeeds. The invaluable support of IFES for this Project is hereby gratefully acknowledged.

On behalf of the entire EMS Project Committee as well as the HQ and State EMS Secretariats, I wish to thank the Chairman of the Commission, Professor Attahiru M. Jega, OFR, for giving us the opportunity to serve the Commission in this capacity.

Professor Mohammad J. Kuna  
Chairman, EMS Project Committee

## List of Figures and Tables

Figure 1: The Electoral Cycle.....	14
Table 1: The Composition of the Headquarters EMS Secretariat .....	19
Table 2: Principal Business Areas, Owners and Anticipated Benefits.....	21
Table 3: Election Day Logistics .....	23
Table 4: Election Staff Management .....	27
Table 5: Election Day Training .....	29
Table 6: Political Party and Candidate Management .....	31
Table 7: Election Day Procurement .....	32
Table 8: Continuous Voter Registration.....	34
Table 9: Election Day Support.....	36
Figure 2: Election Day Logistics Workflow Diagram (Page 38 & 39 .....	38
Figure 3: Election Staff Management Workflow Diagram .....	40
Figure 4: Election Day Training Workflow Diagram .....	41
Figure 5: Political Party and Candidate Management Workflow Diagram .....	42
Figure 6: Election Day Procurement Workflow Diagram (Page 43 & 44) .....	43
Figure 7: Continuous Voter Registration Workflow Diagram .....	45
Figure 8: Election Day Support Workflow Diagram .....	47
Table 10: Electoral Activities for Amber and Red Zone Timelines .....	49
Figure 9: EMS Communications Structure at EMS Headquarters and State Secretariats .....	50
Figure 10: Participants at the EMS Implementer Workshop .....	52
Table 11: Amber Zone Schedule for 2015 General Elections .....	56
Table 12: EMS Amber Zone Performance Chart for 2015 General Election .....	58
Figure 13: EMS Amber Zone Performance Chart .....	59
Figure 14: EMS Amber Zone Performance Chart.....	60
Table 15: Condition of Storage Facilities February, 2015 .....	61
Table 16: Deployment & Configuration of Smart Card Readers, February, 2015.....	63
Table 17: Recruitment & Deployment of Adhoc Staff, February 2015.....	65
Table 18: Distribution of PVCs, February, 2015.....	67
Table 19: Printing of Voter' Register, February, 2015 .....	68
Table 20: RAC Preparation, February, 2015 .....	69
Table 21: Security Arrangements, February, 2015 .....	71
Table 22: Voter Education Activities, February, 2015 .....	72
Table 23: Legal Requirements I (Presidential & NASS Elections), February, 2015 .....	74
Table 24: Legal Requirements II (Governorship & State House Elections) February, 2015.....	76
Table 25: Public Enlightenment Programmes February, 2015 .....	78
Table 26: Distribution of None-Sensitive Materials I, February, 2015 .....	80
Table 27: Distribution of None-Sensitive Materials II, February 2015 .....	82
Table 28: Distribution of None-Sensitive Materials III, February, 2015 .....	84
Table 29: Distribution of None-Sensitive Materials IV, March 20, 2015 .....	86
Table 30: Distribution of None-Sensitive Materials V, February, 2015 .....	88
Table 31: Distribution of None-Sensitive Materials VI, February, 2015 .....	90
Table 32: Training of Electoral Officers, February, 2015 .....	91
Table 33: Training of Presiding/Assistant Presiding Officers, February, 2015.....	92
Table 34: Training of Supervising Presiding Officers, March 20, 2015 .....	93
Table 35: Red Zone Checklist for 2015 General Elections .....	94
Table 36: Red Zone Schedule for the March 28 <sup>th</sup> , 2015 General Elections .....	95
Table 37: Red Zone Schedule for the April 11 <sup>th</sup> , 2015 General Election.....	96
Table 38: Red Zone Performance Chart, March 28, 2015 (Presidential And National Assembly Elections).....	97
Figure 19: Performance Chart March, 2015 (Presidential and National Assembly Elections).....	98
Figure 14: 1 <sup>st</sup> Phase Red Zone Performance Chart, March 2015.....	99
Table 41: Provison of Security for the Elections, March, 2015.....	102
Table 42: Transport Arrangements, March 2015 .....	104
Table 43: Registration Area Centre (RAC) Camp Activities, March 2015.....	106
Table 44: Collation of Results: Senatorial Election, March 2015.....	108
Table 45: Collation of House of Representatives Election, March 2015 .....	112
Table 46: Red Zone Performance Chart: April 11, 2015, (Gov & State Houses of Assembly Elections .....	141

Figure 15: EMS 2 <sup>st</sup> Phase Red Zone Performance Chart .....	142
Figure 16: EMS 2 <sup>st</sup> Phase Red Zone Performance Chart .....	143
Table 47: Phase II RAC Preparation, April, 2015 .....	144
Table 48: Security Arrangements, April, 2015 .....	145
Table 49: Transportation Arrangements, April, 2015 .....	147
Table 50: RAC Camp Activities, April, 2015.....	148
Table 51: Collation in Governorship Elections, April, 2015 .....	150
Table 52: Retrieval of Election Materials, April 2015 .....	151
Table 53: Preparation and Submission of State Election Reports, April, 2015 .....	152
Tables 54-70: Collation of State Assembly Election Results, April, 2015.....	156

## Executive Summary

Broadly defined, an Elections Management System (EMS) is a set of processes, functions and information within an electoral/voting system that define, develop, and maintain election databases; perform key election events and organizes functions; format and count ballots; consolidate and report results as well as maintain, as much as possible, audit trails in the entire electoral process. An EMS integrates the functions associated with preparing vote-casting and tabulating equipment for a given election with other election management functions. It consists of one or more interactive databases containing all relevant information about an election and can be used to generate reports on the progress of a specific election or set of elections, document/report incidents, as well as processes results.

An EMS is thus a planning, monitoring and evaluation tool that enables an Election Management Body (EMS) to move from a “reactive or crisis mode” to a “proactive mode” in the planning, management and implementation of an Election Project across the Electoral Cycle. It acts as a planning, management, monitoring and an early warning mechanism in the entire electoral process, stringing together processes, information, equipment, tasks and task owners to successfully deliver planned electoral events. In this way, it anticipates challenges that could require prompt intervention.

The ability to plan and anticipate needs is essential to all EMBs if a credible electoral process is to be established and sustained. The establishment of an effective EMS rests on at least three pillars. First, is capacity to plan and anticipate needs; second, is the need for an organizational and process management plan, and in particular, the establishment of a business redesign process, including document process management; and third, is availability of and access to and resources: skills, equipment, funding.

The EMS Project sought to harness resources towards improving the efficiency, effectiveness and coordination of all electoral services across the entire electoral cycle. The Project Committee worked for over nearly 9 months, from May 2013 to December 2014 to identify, document and sequence activities, tasks and owners of

these tasks across the electoral cycle at all levels of the Commission in order to develop Operational Manuals for the conduct of elections.

The Independent National Electoral Commission, at its January 2014 Kaduna Retreat, approved the EMS Project and directed that four (4) of the seven (7) PBAs of the EMS be automated without delay so as to provide effective activity monitoring and tracking frameworks for the 2015 General Elections then scheduled for February 2015. The four (4) areas slated for automation were (a) Election Day Logistics (EDL); (b) Election Staff Management (ESM); (c) Election Day Training (EDT) and Election Day Support (EDS). Despite funding challenges, the automation of these areas was largely completed by the 2015 General Election and Activity Dashboards were created to track field activities across the 7 PBAs.

In general, the EMS Project succeeded in:-

- a) Identifying seven (7) Principal Business Areas (PBAs) that could remarkably and positively affect the planning, conduct and outcome of the 2015 General Elections. These are (i) Election Day Logistics (EDL); (ii) Election Staff Management (ESM); (iii) Political Party and Candidate Management (PPM); (iv) Election Day Training (EDT); (v) Election Day Procurement (EDP); (vi) Continuous Voter Registration (CVR); and (vii) Election Day Support (EDS);
- b) Identifying, mapping, and sequencing of Election Day processes. Over 192 High Level and hundreds of Lower Level activities were identified, mapped and sequenced. In addition, the owners of these activities, dependency paths and escalation points were also identified.
- c) Developing Operational Manuals for all identified PBAs that specified tasks, task owners, where the tasks should take place, the time required for the performance of the tasks as well as collaborating departments or units for such tasks. This was considered critical not just for the development of real-time tracking and monitoring mechanisms on which the EMS depends, but also for building institutional memory for the Commission;

- d) Creating Dashboards enabling real-time visibility of the entire electoral process from Headquarters to Polling Units as well as enhancing the capacity of the Commission for real-time intervention to resolve field challenges in good time;
- e) Training and building capacity for Administrative Secretaries, Heads of Operations, Heads of ICT/VR and Electoral Officers (EOs) in all the state offices across the country by training them on the concept, structure, and procedures of the EMS;
- f) Establishing the Headquarters EMS Secretariat and the State Secretariats in 36 States and the Federal Capital Territory with Computer Workstations, internet connectivity, as well as communications channels; and
- g) Creating two Checklists – the Amber and Red Zone – that formed the basis for the automation of the Commission approved PBAs. The Amber Zone Checklist was designed to track all electoral activities in the preparation of an election up to just about 10 days before an election. The Red Zone Checklist covers a 12-day period designed to track all electoral activities beginning 9 days before an election, on Election Day, and 2 days after an election.

# CHAPTER 1: INTRODUCTION

---

## 1.0 Background to EMS Project

The scope of the EMS is to provide a management framework to support the planning, execution, monitoring and output assessment of all activities outlined within an Electoral Cycle. It draws on data from many sources – within and outside the Commission - such as strategic/action plans, implementation data, activity status data, spatial, geographic electoral and demographic data covering all of Nigeria, business intelligence/research data, and data from the typical supporting systems – logistics, human resources management, training and evaluation of staff; political party management, voters registration, results management, financial management, fleet management, estate management, warehouse management and document management.

This framework is built around a number of components or management systems such as a financial (accounting/ERP), asset (warehouse/logistics), election (parties/candidates/voters/results/locations) and human resource system (staff/training/PU staff/observers). A range of backend systems such as an Electronic Voters' Register (EVR), a contacts Database (DB), security/monitoring, and other support infrastructure such as SMS, Internet, VoIP and so on are also key elements.

To understand the decision to deploy an EMS Tool in managing its processes, it is important to grasp the huge logistic challenges faced by the Commission electoral services. The core activities of organizing elections include the planning, coordination, deployment and retrieval of multiple tasks as material requirements of about 15,000 staff at Headquarters and 36 State and the FCT offices. All are collectively tasked with organizing and delivering elections for nearly 70 million registered voters (Certified

Voter Register for the 2015 General Elections), wherein polling (General Elections) takes place through 119,973 Polling Units (PUs) countrywide. For the 2015 General Elections, an additional 40,000 voting points arising from splitting existing Polling Units in multiples of 500 per Voting Point had to be catered for. In addition, about 750,000 ad-hoc staff were recruited, trained and deployed. Polling was conducted at 2 levels on different days 2 weeks apart. At the federal level, 2 elections were conducted on the same day – the Presidential election where the country is a single constituency, and the National Assembly elections for the 109 Senatorial Districts and 360 Federal constituencies. At the state level, 2 elections were conducted on the same day – the Governorship where the state is a single constituency, and the State Assembly with State constituencies in each State. Besides these, there are also a host of administrative, procurement, training, stakeholder engagement as well as political party and candidate management processes that have to be coordinated.

In the past, there has been little coordination in the conduct of these activities. Elections were largely treated as periodic events that come in a four-year cycle. That the end of one electoral process announces the beginning of another hardly, if ever, entered into the calculations of the Commission's planning for elections. In the main, while highly experienced and competent personnel conducted elections, this knowledge, competence and experience remained in the heads of such personnel. Election planning to a considerable extent remained ad-hoc at best and at worst a series of knee-jerk reactions to unfolding events in the field in the days leading up to an election and on Election Day. This created at least two key problems. First, electoral planning was largely reactive wherein electoral events had to be addressed 'on-the-go', rather than within a broadly planned framework. Second, that the knowledge and experience of elections remained in the minds of staff effectively blocked the development of an

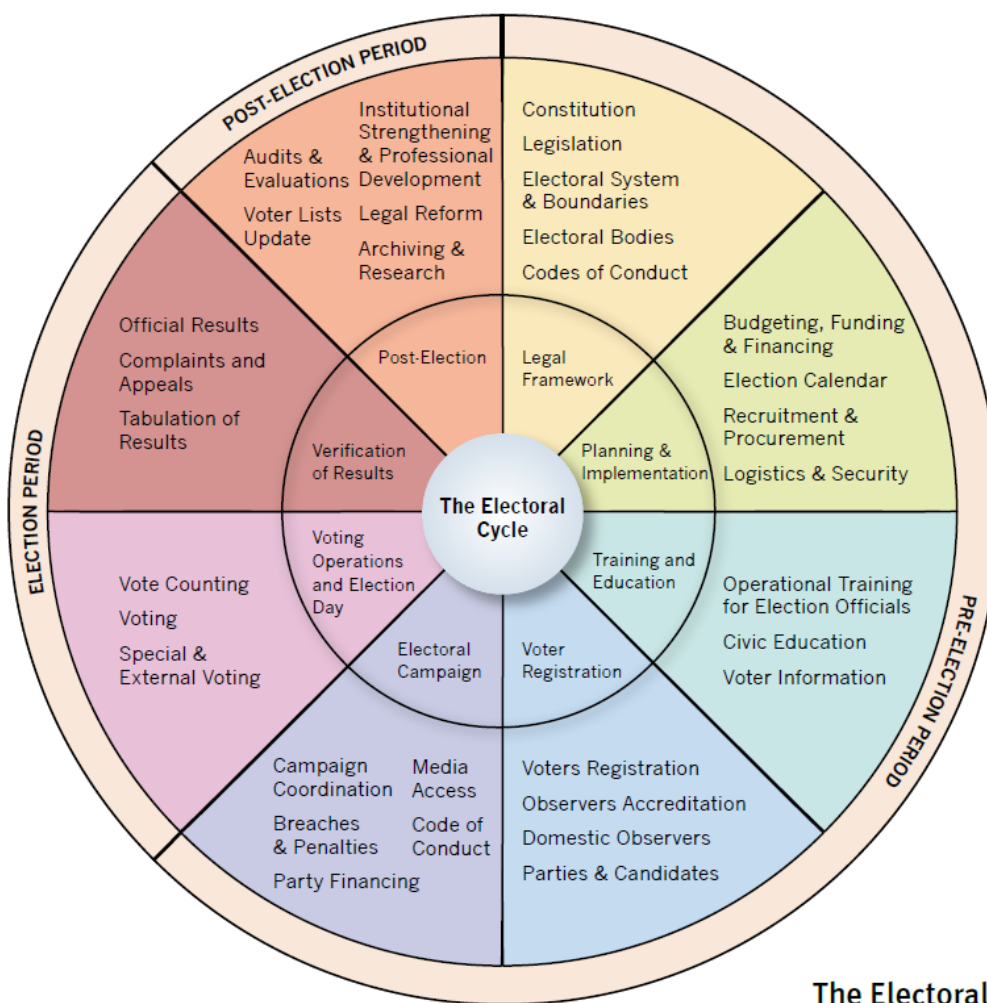


institutional memory as broad rationalizing system skills, practices and knowledge capable not only of sustaining, but also expanding electoral planning and innovative thinking. In effect, every election becomes a new election, and the wheel has to, as it were, be largely reinvented anew every time an election has had to be conducted. This is true not just in the recruitment, training and deployment of personnel and electoral resources for example, but also in the procurement and management of assets and related electoral infrastructure.

The planning, management and conduct of elections in any country, least of all a country of Nigeria complexity with a central Electoral Management Body (EMB), cannot continue in any sustainable way along these lines. Electoral activities must be concretely planned for; an EMB must proactively manage the electoral process; it must systematically begin institutionalizing its operating frameworks and innovations. The EMS project was designed precisely to address this need.

The Commission's EMS Project addresses these concerns. It sought to plan, coordinate, manage and implement an election plan as well as related electoral processes and assets, taking the full range of the entire activities identified in the Electoral Cycle as shown in Figure 1 below.

Figure 1: The Electoral Cycle



The Electoral Cycle

In the case of the Independent National Electoral Commission (INEC), the EMS was designed to assist in organizing, coordinating and executing electoral activities across the Electoral Cycle at the heart of which is the Commission’s Election Project Plan. It identified the tasks involved in each election activity; defined the steps involved in each task; specified the task owners of each task and the input/output documents required for each task; estimated the average time required for each task; determined escalation paths necessary should tasks take longer than planned and handover checklists to verify that steps were completed as defined before the next steps in an activity began.

Furthermore, the EMS was a mechanism that helped the Commission track activities at the HQ, State, LGA, and RAC levels, providing critical performance

management dashboards for each task/electoral activity as appropriate to all levels of management across the Commission as indicated in the Tables and Figures as from page 55 below. This was critical in ensuring that activities were performed in a consistent and agreed manner; and were managed in a way to permit proactive action so that activities were completed as required by the election calendar arising out of the EPP.

The EMS also sought to provide the tools to quickly train new staff for conducting activities in the agreed manner and to move staff around as required to address bottlenecks that may arise from insufficient staff, providing at the same time, a standard framework for measuring staff performance. It permits cross-training of electoral staff and addresses the problem of departments operating in silos, a key weakness of the commission arising from the post 2011 process reviews.

## 1.1 Establishment of the EMS Project Committee

Following a series of reviews undertaken since the 2011 General Elections and as part of the overall process of repositioning the Commission's operations to respond to the challenges identified above, the need arose to identify, select and recommend critical Election Day Processes that can be fast-tracked as Principal Business Areas capable of positively and remarkably improving coordination, efficiency and effectiveness in the planning and conduct of the 2015 General Elections. More specifically, the Commission was looking for ways to address some of the core challenges identified in the process reviews that bordered on logistics, staff management, training, procurement, voter registration, and other election related processes. The thinking was that an EMS offers an opportunity to quickly and efficiently cut the time from the onset of a business process and/or electoral activity to its outcome.



• Prof. Okey Ibeanu	CTA to Hon. Chairman	Member
• Augusta Ogakwu	DLS	Member
• Engr. Chidi Nwafor	DICT	Member
• Kayode O. Oladimeji	DEOP	Member
• Musa H. Adamu	DHRM	Member
• Bala I. Shittu	DEPM	Member
• Isa Lawal Wase	DPROC	Member
• Okechukwu F. Ndeche	DPM	Member
• Tony Farnum	IFES-EMS Consultant	Member
• Nyimbi Odero	ICT Consultant	Member
• Seray M. Jah	IFES	Member
• Anthonia Idemudia	CSA	Secretary

### 1.3 Terms of Reference

The Terms of Reference for the Committee were: -

- a. To study, map, and develop an overall operational plan for the implementation of an election management/infrastructural support system with a focus on three key areas viz: -
  - i. The whole process of the recruitment and management of ad-hoc Electoral Staff (recruitment, training, deployment, remuneration, etc.)
  - ii. All Election-day processes (deployment, monitoring and retrieval of electoral personnel and materials to support Election Day Processes)
  - iii. All processes related to political party and candidate management
  
- b. To map the key business processes related to the three focal areas identified in a. above but not limited to: -
  - i. Identification of the key operations in each of the three focal areas;
  - ii. Developing operational manuals;
  - iii. Testing the business processes;
  - iv. Refining the business processes and manuals in response to identified lapses from the tests
  - v. Implementing the operations manuals;

- vi. Specifying ICT support tools and mobilizing and acquiring necessary ICT resources
- vii. As well as implementing, reinforcing, and monitoring change.

## 1.4 Modus Operandi

Following a series of reviews undertaken since the 2011 General Elections and as part of the overall process of repositioning the Commission's operations to respond to the challenges identified above, the need arose to identify, select and recommend critical Election Day Processes that can be fast-tracked as Principal Business Areas capable of positively and remarkably improving coordination, efficiency and effectiveness in the planning and conduct of the 2015 General Elections. More specifically, the Commission was looking for ways to address some of the core challenges identified in the process reviews that bordered on logistics, staff management, training, procurement, voter registration, and other election related processes. The thinking was that an EMS offers an opportunity to quickly and efficiently cut the time from the onset of a business process and/or electoral activity to its outcome.

The EMS secretariat played a key role in the processes development for the 7PBAs. The EMS secretariat was established to coordinate the activities of the EMS project and to support the documentation of the development of the business processes for the PBAs. In the setup and management of the EMS secretariat, staffs from other departments within the commission were co-opt in to the business process development activities who were also grouped into teams for the respective PBAs. Some of the staffs that were co-opted were also team members of the EPP Committee and contributed immensely to the process development procedure. The management of the EMS committee organized series of workshops with the directing staffs of INEC's

departments who are the focal managers of the electoral activities under the PBAs and arising out of the workshops were the processes involved in the implementation of the electoral activities.

Under process development, all identified tasks were assigned 'Task ID' and supporting document for each task were also assigned 'Document ID'. The EMS secretariat teams developed Business Process Dashboard diagrams for the High levels and Low levels activities that show the sequence of activities, the linkages between activities, activity owners, supporting documents and required tools. The Diagrams also reflects some elements of the business logics that should drive the status of activities when fully automated with workflow solutions. Table 1 below shows the composition of the EMS Secretariat with Team Leaders for each Business Process in the first row.

Table 1: The Composition of the Headquarters EMS Secretariat

PBA	EDL	EDT	PPM	ESM	CVR	EDS	EDP
<b>Team Leaders</b>	Antonia Idemudia	Aminetu Shiaka	Maryam Mandara	Bimbo Oladunjoye	Bello Rukayat	Dairo Danladi	Emem Umoren
<b>Members</b>	Mima Kattiems	Norbeth Odagwe	Esther Ekweanua	Grace Atawodi	Chika Ukaegbu	Cletus Uguwany	Onome Okpokunu
	Mohammed Abdullahi	Amina Santuraki	Fidelia Otuh	Ekegen Cyrina	Odion Ibhaze	Mathew Icha	Hovana Arome
	Chinyere Agbomoro						

The Teams were responsible, under the supervision of the EMS Consultant, for shifting, clarifying and mapping all the activities identified at the various workshops with the Directors of Departments so as the activities within each PBA and those between one PBA and another can be sequenced in a flow chart.

# CHAPTER 2: PRINCIPAL BUSINESS AREAS

---

## 2.0 Principal Business Areas

The evolution of the Principal Business Areas (PBAs) took place in three overlapping, though clearly distinct phases. In the first phase, the major focus was to identify three key areas in the electoral operations of the Commission that historically (i) constituted the greatest challenge; (ii) that are doable within the time remaining to the 2015 General Elections (in the Calendar of the EMS Project, from May 2013 to September 2014) and (iii) that are capable of having a dramatic impact on the conduct of the 2015 General Elections in a way that makes the elections even freer, fairer, and even more credible. Looking at the assessments of the various Process Reviews undertaken by the Commission since 2012, three (3) key areas were initially identified. These were logistics, election staff management and political party and candidate management.

In the course of developing business processes for the initial 3 key area, training evolved out of the process development as it was considered to be very critical because of the important roles it plays in the preparation and successful implementation of other PBAs.

The management and conduct of the 2013 Anambra State Governorship election raised critical issues for the EMS that led to the establishment of additional 3 business areas: Continuous Voter Registration, Procurement and Election Support. Table 1.1 below outlines the 7 PBAs at the core of the EMS Project up to the 2015 General Elections.



Table 2: Principal Business Areas, Owners and Anticipated Benefits

PRINCIPAL BUSINESS AREA	TASK OWNER	ANTICIPATED BENEFITS
<b>1. Election Day Logistics (EDL)</b>	Director, Election Operations	<ul style="list-style-type: none"> <li>▪ Timely deployment and retrieval of personnel and materials</li> <li>▪ Effective quality and quantity control of personnel and materials</li> <li>▪ Adequate safety of personnel and materials</li> </ul>
<b>2. Election Staff Management (ESM)</b>	Director, Human Resources	<ul style="list-style-type: none"> <li>▪ Enhanced recruitment, deployment, and retrieval of competent staff</li> <li>▪ Timely and adequate staffing for elections</li> <li>▪ Enhanced performance monitoring and evaluation</li> </ul>
<b>3. Election Day Training (EDT)</b>	Director, Training (TEI)	<ul style="list-style-type: none"> <li>▪ Improved election day personnel understanding of their roles and responsibilities</li> <li>▪ Improved quality of election day activities</li> <li>▪ Improved INEC’s election day image</li> </ul>
<b>4. Political Party Management (PPM)</b>	Director, Election & Party Monitoring	<ul style="list-style-type: none"> <li>▪ Improved compliance with the legal framework</li> <li>▪ Improved internal candidate and party agent management</li> <li>▪ Improved monitoring of campaign period and party financing</li> </ul>
<b>5. Election Day Support (EDS)</b>	Chairman	<ul style="list-style-type: none"> <li>▪ Improved delivery of election day activities as planned</li> <li>▪ Increased stakeholder confidence in INEC’s ability to deliver its plans</li> <li>▪ Reduced high cost, firefighting activities</li> </ul>
<b>6. Election Day Procurement (EDP)</b>	Director, Procurement	<ul style="list-style-type: none"> <li>▪ Full adherence to all required checks and balances in the spirit of procurement rules</li> <li>▪ Approved routine and fast tracked procurement processes which remove the need for INEC to “bend” the procurement rules to carry out its constitutional mandate</li> <li>▪ Timely delivery of goods and services which meet the requirement regardless of the political climate and unanticipated events</li> </ul>
<b>7. Continuous Voter Registration (CVR)</b>	Director, Voter Registry	<ul style="list-style-type: none"> <li>▪ Increased stakeholder confidence in the voter register</li> <li>▪ Increased accuracy of the voter register</li> <li>▪ Increased public awareness of the voter registration process</li> </ul>

## 2.1 Development of the Principal Business Areas

Having identified and selected the areas that should constitute the 7 PBAs, the EMS Committee then began to systematically develop outlines of activities in each area,

the sequence of these activities in the order in which they were to be implemented and the activity owners responsible for implementation. In the final scheme that emerged, all identified tasks were assigned 'Task IDs,' a task short description, and a task owner. Two categories of tasks were created. The first, termed High Level Activities, were broad first line sets of tasks at the highest levels of electoral planning on which thousands of other activities depend. These second and even third level activities constitute the second layer termed Low Level Activities. Business process Dashboard Diagrams were developed for all High and Low Level activities showing the sequence of activities, their linkages or interdependence, activity owners, supporting documents as well as required tools for the completion of tasks. Diagrams also reflect basic elements of the business logic that should drive the status of activities when fully automated with workflow solutions.

This phase of EMS Project took at least 5 months (May-Sept, 2013). Directors, Deputy Directors and Assistant Directors across Departments were asked to reflect and itemize tasks and their sequential arrangements for their respective Departments in response to the simple question: what activities and tasks should your Department conduct of an election were to hold tomorrow? At the end of this exercise that lasted several weeks over a series of workshops, the first Draft of the EMS Operations Manuals for the 7 PBAs were concluded. This was one of the most significant achievements of the EMS Project, and the first step in a number of steps towards the development of institutional memory. In what follows, tables 3-9 lists all the High Level Activities identified as critical to an election in each of the 7PBAs.

Table 3: Election Day Logistics

HIGH LEVELS ACTIVITIES			
Id	Task Short Description	Task Long Description	Task Owner
<b>EDL00.01</b>	Initiate election day activities (EDS00.01)	INEC initiates planning, monitoring and evaluation activities for the election	Chairman
<b>EDL00.02</b>	Define Elections Calendar	Develop the election day logistics calendar for the election. This is then integrated into the overall election calendar with	DD Elections Management
<b>EDL00.03</b>	Define Polling Units (PUs) and their Voting Points (VPs)	Publish a list of all polling units and their voting points for the election along with the number of voters at each polling unit and voting point for election planning purposes and field validation.	DD Delimitation
<b>EDL00.04</b>	Define Election Day Staff Needs (including Staff & Materials Security)	Publish the INEC, Ad Hoc, and other staffing needs for Election Day by location, staff type, and staff numbers	DD Elections Management
<b>EDL00.05</b>	Prepare Election Day Logistics Staff Budget	Publish the election day logistics budget to support all elections day staff deployment and retrieval requirements. This is integrated into the election day support overall election day budget which is approved by INEC senior management.	DD Electoral Logistics
<b>EDL00.06</b>	Define Election Day Staff Deployment Plan	Publish the election day staff deployment plan showing staffing details (type and numbers) at each Polling Station (PU), Voting Point (PU), Registration Area Centre (RAC), Local Government Area (LGA), State Collation Centre (SCC) and National Collation Centre (NCC), and the days on which deployed at each location. The staff deployment table must also have the staffing details (names, contact telephone numbers, etc.) for all officers deployed at each location and this is supplied when staff are posted.	DD Elections Management
<b>EDL00.07</b>	Define Election Day Non-Sensitive Materials Needs	Publish the list of all election day non-sensitive materials required by type showing the requirements for each item by location, i.e. PU, VP, RAC, LGA, SCC, and NCC.	DD Electoral Logistics
<b>EDL00.08</b>	Determine Stores Contents	Conduct a store's inventory to determine what usable materials exist in the central store and each zonal store and publish the list of available items and their quantities at each store.	DD Logistics

<b>EDL00.09</b>	Prepare Election Day Non-Sensitive Materials Budget	Publish the list of all election day non-sensitive materials required by type showing the requirements for each item by location, quantities to be procured, and any quantities to be supplied from each store.	DD Electoral Logistics
<b>EDL00.10</b>	Define Election Day Non-Sensitive Materials Deployment Plan	Publish the deployment plan for all non-sensitive materials from each store to each location up to their final destination showing the numbers of materials to be moved, the person responsible for moving them, and the days on which the items are to be moved. This plan should include the retrieval of any materials from the field back to each store.	DD Elections Management
<b>EDL00.11</b>	Define Election Day Sensitive Materials Needs	Publish the list of all election day sensitive materials required by type showing the requirements for each item by location, i.e. PU, VP, RAC, LGA, SCC, and NCC.	DD Electoral Logistics
<b>EDL00.12</b>	Prepare Election Day Sensitive Materials Budget	Publish the list of all election day sensitive materials required by type showing the requirements for each item by location.	DD Electoral Logistics
<b>EDL00.13</b>	Define Election Day Sensitive Materials Deployment Plan	Publish the deployment plan for all sensitive materials from each store to each location up to their final destination showing the numbers of materials to be moved, the person responsible for moving them, and the days on which the items are to be moved. This plan should include the retrieval of any materials from the field back to each store and the auditing of the sensitive materials to determine if any are missing or were incorrectly deployed.	DD Elections Management
<b>EDL00.14</b>	Define Supporting Transportation Plan with Budget	Publish the transportation plan with details of vehicle sources and their contact information. The plan includes the budget to support the sensitive and non-sensitive materials deployment transportation plans with details of what money is needed, when and by whom during plan execution.	DD Logistics
<b>EDL00.15</b>	Consolidate Election Day Staff, Materials & Transportation Budgets	Publish the consolidated budget for elections day logistics for inclusion in the overall election budget prepared by Election Day Support for approval by the Chairman.	DD Logistics

<b>EDL00.16</b>	Submit for Final Budget Approval	Submit and obtain the full election budget approval from the National Assembly. This is done under Election Day Support.	Chairman
<b>EDL00.17</b>	Full Budget Approval?	Decision point - Was the full amount requested in the budget approved?	Ministry of Finance
<b>EDL00.18</b>	Adjust Election Day Plans	If the full budget was not approved then review and refine polling units voting points, staffing requirements, materials requirements, and budget to meet the approved budget amount.	DD Elections Management
<b>EDL00.19</b>	ESM Supplied Election Day Staff (ESM00.10)	Election day staff recruited and made available to Electoral Operations via Election Day Staff Management.	Dir. Human Resources
<b>EDL00.20</b>	Posting Election Day Staff	Update the staff deployment plan with the names and contact information of the posted election day staff.	DD Elections Management
<b>EDL00.21</b>	Procure Election Day Non-Sensitive Materials Kits (EDP00.01)	Procure election day non-sensitive material as approved in the final election budget.	DD Electoral Logistics
<b>EDL00.22</b>	Procure Election Day Sensitive Materials (EDP00.01)	Procure election day sensitive material as approved in the final election budget.	DD Electoral Stores
<b>EDL00.23</b>	Confirm Vehicles Availability for Transportation Plan	Confirm vehicle are available on the required days as stated in the transportation plan by having field offices contact vehicle suppliers and finalize any outstanding contractual arrangements.	Dir. Estate, Works & Transport
<b>EDL00.24</b>	Dispatch Vehicles Using Transportation Plan	Dispatch vehicles as stated in the transportation plan and monitor and deploy contingency vehicles as the need arises. Provide regular period updates to the situation room as required using field office reports against a predetermined reporting schedule.	Dir. Estate, Works & Transport
<b>EDL00.25</b>	Deploy Election Day Staff & Materials	Deploy election day staff and materials using the deployment plans and monitor and deploy contingency staff and materials as the need arises. Provide regular period updates to the situation room as required using field office reports against a predetermined reporting schedule.	DD Electoral Logistics

<b>EDL00.26</b>	Retrieve Election Day Staff & Sensitive Materials with Security	Retrieve elections day staff and materials using the deployment plans and deploy contingency resources as the need arises. Provide regular period updates to the situation room as required using field office reports against a predetermined reporting schedule.	DD Logistics
<b>EDL00.27</b>	Evaluate Election Day Staff Performance (ESM00.15)	Evaluate elections day staff performance and rate all ad hoc staff for future engagements using field office reports to the situation room and other assessment methods including the quality of key output documents.	Dir. Human Resources
<b>EDL00.28</b>	Prepare Inventory & Losses Report for Retrieved Materials	Inspect, flag for repair, re-inventorize and prepare losses reports on sensitive and non-sensitive materials.	DD Electoral Stores
<b>EDL00.29</b>	Prepare Electoral Ops. Election Day Performance & Recommendations Report	Prepare an Electoral Operations Report covering all activities in the Elections Day Logistics business processes and recommended improvements	Dir. Electoral Operations

Table 4: Election Staff Management

HIGH LEVELS ACTIVITIES			
Id	Task Short Description	Task Long Description	Task Owner
<b>ESM00.01</b>	Initiates Activities outline (EDS00.01)		
<b>ESM00.02</b>	Defines Election Day Staff Needs (EDL00.03)	Staff needs as defined by Election Day Logistics (EDL)	Dir. Electoral Operations
<b>ESM00.03</b>	Staff Categories -Sensitive		Dir. Electoral Operations
<b>ESM00.04</b>	Determine where to source Election Day staff	Decide which institutions will be targeted to supply staff	Chair Bilateral Comittee
<b>ESM00.05</b>	Establishes Bilateral Agreements with Source Intuitions	Draw up legal agreement with staff source institutions	Chair Bilateral Comittee
<b>ESM00.06</b>	Determine day staff application methods	Source institution staff can apply for the different job types	DD Establishment
<b>ESM00.07</b>	Accepts Election Day Staff Applications & Shortlist (intermediate)		Dir. Electoral Operations
<b>ESM00.04</b>	Determines Where to Source Election Day Staff	Decide which institutions will be targeted to supply staff	DD Establishment
<b>ESM00.05</b>	Establishes Bilateral Agreements with Source Intuitions	Draw up legal agreement with staff source institutions	Chair Bilateral Comtte
<b>ESM00.06</b>	Determines Election Day Staff Application Methods	Decide how source institution staff can apply for the different job types	DD Establishment
<b>ESM00.07</b>	Accepts Election Day Staff Applications & Shortlist (intermediate)	Begin accepting source institution staff application	DD Establishment
<b>ESM00.08</b>	Notifies Prospective Election Day Staff, of Location of Training and Pay Training Allowance		DD Training
<b>ESM00.09</b>	Trains Intermediate Shortlist Applicants (EDT00.00)		DD Training
<b>ESM00.10</b>	Recruits Sensitive Staff		Office of the Chairman
<b>ESM00.11</b>	Trains and Evaluate Sensitive Staff		DD Training

<b>ESM00.12</b>	Assesses & Produce Final Election Day Staff Shortlist with Contingencies		DD Training
<b>ESM00.13</b>	Makes Job Offer & Election Day Staff Accept Appointment		DD Establishment
<b>ESM00.14</b>	Supplies Final List of Election Day Staff with Contingencies to Electoral Ops.		Dir. Human Resources
<b>ESM00.15</b>	Notifies Election Day Staff of Location of deployment		Dir. Electoral Operations
<b>ESM00.16</b>	Deploys Election Day Staff with Security & Contingencies (EDL00.14)		Dir. Electoral Operations
<b>ESM00.17</b>	Monitors & Assess Field Staff Performance & Compliance		Dir. Plan. & Monitoring
<b>ESM00.18</b>	Retrieves Election Day Staff & Sensitive Materials with Security (EDL00.16)		Dir. Electoral Operations
<b>ESM00.19</b>	Pays Election Day Staff Stipends & Honorarium After Clearance		Dir. Finance & Accounts
<b>ESM00.20</b>	Prepares HR Election Day Staff Report with Recommendations		Dir. Human Resources



Table 5: Election Day Training

HIGH LEVELS ACTIVITIES			
Id	Task Short Description	Task Long Description	Owner
EDT00.01	Initiate EDS Activity (EDS00.01)	Prepare Activity Outline	NIL
EDT00.02	Define Election Day Staff Needs (EDL00.03)		Dir. Electoral Operations
EDT00.03	Refine/Develop Curriculum by Election & Trainee Category	The TEI Director to Refine/Develop Curriculum by Election & Trainee Category	TEI
EDT00.04	Develop training Manuals by Election & Trainee Category	Development of training Manuals by Election & Trainee Category	TEI
EDT00.05	Develop Election Training Plan	Development of Election Training Plan	TEI
EDT00.06	Acquire Training Materials by Election & Trainee Category	The TEI Acquire Training Materials by Election & Trainee Category	TEI/Procurement
EDT00.07	Identify Potential Trainers by Election & Trainee Category	The TEI to identify Potential Trainers by Election & Trainee Category	TEI
EDT00.08	Train the Trainers by Election & Trainee Category (Quality Assurance)	Train the Trainers by Election & Trainee Category (Quality Assurance)	TEI
EDT00.09	Training Quality Okay?	TEI to asses Training Quality Okay?	TEI
EDT00.10	Define required Training Refinement	TEI to define Required Training Refinement	TEI
EDT00.11	Assess potential Trainers & Prepare Final Shortlist	Assess Potential Trainers & Prepare Final Shortlist	TEI
EDT00.12	Recruit Trainers by Election & Trainee Category	Recruit Trainers by Election & Trainee Category	HR/EOPS
EDT00.13	Implement Training Plan	The TEI to implement Training Plan	TEI
EDT00.14	Assess training delivery	Assessment of Training Delivery by TEI	TEI
EDT00.15	Assess training Delivery Compliance	Planning and Monitoring Directorate to assess training delivery compliance	PMD
EDT00.16	Prepare Training Delivery Report	Preparation of Training Delivery Report	TEI/HR/PMD
EDT00.13	Implement Training Plan	The TEI to Implement Training Plan	TEI
EDT00.14	Assess Training Delivery	Assessment of Training Delivery by TEI	TEI

<b>EDT00.15</b>	Assess Training Delivery Compliance	Planning and Monitoring Directorate to Assess Training Delivery Compliance	Dir, Planning & Monitoring
<b>EDT00.16</b>	Prepare Training Delivery Report	Preparation of Training Delivery Report	TEI

Table 6: Political Party and Candidate Management

HIGH LEVELS ACTIVITIES			
Id	Task Short Description	Task Long Description	Task Owner
<b>PPM00.00</b>	Initiate EDS activity	Prepare activity outline	Chairman
<b>PPM00.01</b>	Conduct Political Party Registration	INEC conducts political party registration as required by the legal framework	DD Party Registration Liaison
<b>PPM00.02</b>	Conduct Political Party De-Registration/Dissolution	INEC Conducts Pol. Party De-Registration.	DD Party Registration Liaison
<b>PPM00.03</b>	Manage Political Party Mergers	INEC Manages Political Parties Merger	DD Political Party Monitoring
<b>PPM00.04</b>	Maintain Political Parties Activities Record	INEC Maintains Political Parties Activities Record	Dir. Election & Party Mon.
<b>PPM00.05</b>	Maintain List of Party/Candidate Offences & Misdemeanours	INEC Maintains List of Party/Candidate Offences & Misdemeanours as Contained in the Constitution/Electoral Act	DD Political Party Monitoring
<b>PPM00.06</b>	Monitor Congresses, National Conventions, Primaries & Party Executives Elections	INEC Monitor Congresses, National Convention, Primaries & Party Executives Elections	DD Political Party Monitoring
<b>PPM00.07</b>	Monitor Party & Candidate Campaign Finance, Donations & Contributions & Audited Accounts	INEC Monitors Party & Candidate Campaign Finance, Donations & Contribution & Audited Accounts	DD Political Party Monitoring
<b>PPM00.08</b>	Monitor Political Party & Candidates General Compliance	INEC Monitor Political Party & Candidates General Compliance	DD Political Party Monitoring
<b>PPM00.09</b>	Manage Election Day Offences & Challenges	INEC Manage Political Party Challenges	DD Prosecution

Table 7: Election Day Procurement

HIGH LEVELS ACTIVITIES			
Id	Task Short Description	Task Long Description	Task Owner
EDP00.01	Define Election Day Support	Improved Delivery of Election Day activities as planned, increased stakeholder confidence in INEC's ability to deliver plan and reduced high cost, firefighting activities	Chairman
EDP00.02	Develop need request	Departments write a vivid description for their agreed needs. E.g: RFQ	Unit/Divisional Head
EDP00.03	Submit to Director	Desk Officers/Head of Divisions submit Memo to Director	Unit/Divisional Head
EDP00.04	Approved?	Director sends memo back for amendments	User Department Director
EDP00.05	Effect Amendments & resubmit	Unit/Divisional Head effects noted amended and resubmits memo	Unit/Divisional Head
EDP00.06	Decision Extract	Commission raises decision extract	Commission's Secretariat
EDP00.07	Continue Procurement?	Chairman/ Supervisory Committee takes decision on whether to commence procurement	Chairman/Sup. Comm.
EDP00.08	Terminate Procurement	Chairman/ Supervisory Committee decides whether to commence or terminates procurement	Chairman/Sup. Comm.
EDP00.09	Commence procurement	All concerned Department/Directorate submits documents to Procurement Department	User Department Director
EDP00.10	Receive and evaluate sealed bids	Departments receive sealed envelopes containing documents for proposed items/projects/services	User Department Director
EDP00.11	Submit memo to Chairman/ Sup. Com.	Departments submit memo seeking approval for award of contract through its Supervisory Committee	User Department Director
EDP00.12	Accept/Review memo from user dept Director	Chairman/Supervisory Committee accepts or review memo for the award of contract	Chairman/Supervisory Committee

<b>EDP00.13</b>	Approved?	Chairman/Supervisory Committee approves memo for the award of contract	Chairman/Supervisory Committee
<b>EDP00.14</b>	Effect Amendments & resubmit	Departments effect amendments & resubmit memo to Chair, Sup. Comm.	User Department Director
<b>EDP00.15</b>	Decision Extract	Commission raises decision extract	Commission's Secretariat
<b>EDP00.16</b>	Continue Procurement?	Chairman/ Supervisory Committee takes decision on whether to commence procurement	Chairman/Sup. Comm.
<b>EDP00.17</b>	Terminate Procurement	Chairman/ Supervisory Committee decides whether to commence or terminates procurement	Chairman/Sup. Comm.
<b>EDP00.18</b>	Submit memo to Chair, Pub. Procurement Committee	Chairman/Supervisory Committee submits to Chairman, Public Procurement Committee (PPC)	Chairman/Supervisory Committee
<b>EDP00.19</b>	Approval Level 1 (Chairman, INEC)	Chairman Public Procurement Committee considers memo and sends it to appropriate approving authority	Chairman
<b>EDP00.20</b>	Approval Level 2 (Commission)	Chairman Public Procurement Committee considers memo and sends it to appropriate approving authority	Commission
<b>EDP00.21</b>	Approval Level 3 (FEC)	Chairman Public Procurement Committee considers memo and sends it to appropriate approving authority	Government
<b>EDP00.22</b>	Approved?	Final procurement decision	Government
<b>EDP00.23</b>	Effect Amendments & resubmit	Final procurement decision	User Department Director
<b>EDP00.24</b>	Prepare contract	Departments draft letter of award to Contractor/vendor, creates policy file and agreement	User Department Director
<b>EDP00.25</b>	Receive Procured Resource(s)	Directorate of Stores, Audit and P&M receive, evaluate and take inventory of procured items	User Department Director

Table 8: Continuous Voter Registration

HIGH LEVEL ACTIVITIES			
Id	Task Short Description	Task Long Description	Task Owner
<b>CVR00.01</b>	Define Election Day Support(Initiate EDS.00.01)	INEC to monitor Continuous Voter Register	Dir. Voter Registry
<b>CVR00.02</b>	Define/ Amend CVR Calendar	INEC to determine the date for CVR	Dir. Voter Registry
<b>CVR00.03</b>	Define CVR Staff Needs	Determine the INEC, Ad Hoc, and other staffing needs for Continuous Voter Registration	DD VR Field Operations
<b>CVR00.04</b>	Define CVR Materials Needs	Determine materials needs for CVR	DD VR Field Operations
<b>CVR00.05</b>	Define CVR equipment needs	INEC to define CVR equipment needs	DD MIS
<b>CVR00.06</b>	Test equipment	INEC to test equipment	DD MIS
<b>CVR00.07</b>	Prepare CVR equipment budget	INEC to prepare budget for material needs	DD MIS
<b>CVR00.08</b>	Prepare CVR Materials Budget	Prepare the budget to support all CVR materials procurement, deployment and retrieval requirements	DD VR Man.& Dev.
<b>CVR00.09</b>	Prepare CVR Staff Budget	Prepare the budget to support all CVR staff deployment and retrieval requirements	DD VR Field Operations
<b>CVR00.10</b>	Submit Budget to ICTC for approval	Submit and obtain budget approval from ICT Committee	ICT Committee
<b>CVR00.11</b>	Approved?	Was the full amount requested in the budget approved?	Chairman
<b>CVR00.12</b>	Refine CVR Plans	Review and refine staffing requirements, materials requirements, and budget to meet the approved budget amount	Dir. Voter Registry
<b>CVR00.13</b>	Submit Budget to Commission for final approval	Submit and obtain budget approval from the Commission	Dir. Voter Registry
<b>CVR00.14</b>	Approved?	Was the full amount requested in the budget approved?	Chairman
<b>CVR00.15</b>	Refine CVR Plans	Review and refine staffing requirements, materials requirements, and budget to meet the approved budget amount	Dir. Voter Registry

<b>CVR00.16</b>	Initiate Staff Recruitment & Materials Procurement	Start the staff recruitment and materials procurement processes	Dir procurement
<b>CVR00.17</b>	Initiate Publicity and voter education process	INEC to enlighten the public on CVR	Dir. Voter Education
<b>CVR00.18</b>	Prepare DDCM & Materials Kits	Preparation of DDCMs and materials kits prepared and made available to States.	ICT HOD/VR
<b>CVR00.19</b>	Conduct Training and testing of staff and DDCMs	INEC to train staff and test the DDCMs	DD. Training
<b>CVR00.20</b>	Conduct CVR	INEC to start the continuous voters registration exercise	Dir. Voter Registry
<b>CVR00.21</b>	Conduct Post CVR	INEC to retrieve personnel and materials used during CVR	Dir. Voter Registry

Table 9: Election Day Support

HIGH LEVELS ACTIVITIES			
Id	Task Short Description	Task Long Description	Task Owner
EDS00.01	Prepare Activity Outline	INEC Prepares Activity Outline	Chair, Plan., Mon, & Strategy Committee
EDS00.02	Seek Approval from Chairman	Seek approval	Chair, Plan., Mon, & Strategy Committee
EDS00.03	Approved?	Commission approved the proposal	Chairman
EDS00.04	Receive Decision Extract	Receives Decision Extract	Chair, Plan., Mon, & Strategy Committee
EDS00.05	Receive Decision Extract	Receives Decision Extract	Activity Owner
EDS00.06	Continue?	INEC Continue	Chair, Plan., Mon, & Strategy Committee
EDS00.07	Amend as Directed	Activity owner amend as directed	Activity Owner
EDS00.08	Inform Activity Proposal Owner to discontinue	INEC Inform Activity Proposal Owner	Chair, Plan., Mon, & Strategy Committee
EDS00.09	Established a Task Team	INEC establishes a task team	Chairman
EDS00.10	Execute Activity Outline	INEC executes activities	Chair, Plan., Mon, & Strategy Committee
EDS00.11	Monitor & Evaluate Activity Outline	INEC monitors and evaluate	Director, PMD
EDS00.12	Prepare Report	Prepares report	Chair, Plan., Mon, & Strategy Committee

Important as the identification and listing of these tasks were, the sequencing of the activities in a flow diagram was even more significant, for that established the order in which the activities have to be carried out, the dependencies for each task and the specific owner of the task. The sequential arrangement of the tasks was the basis for the development of the Operations Manuals and is the major concern of Chapter 3.



## CHAPTER 3: HIGH LEVEL PBAs

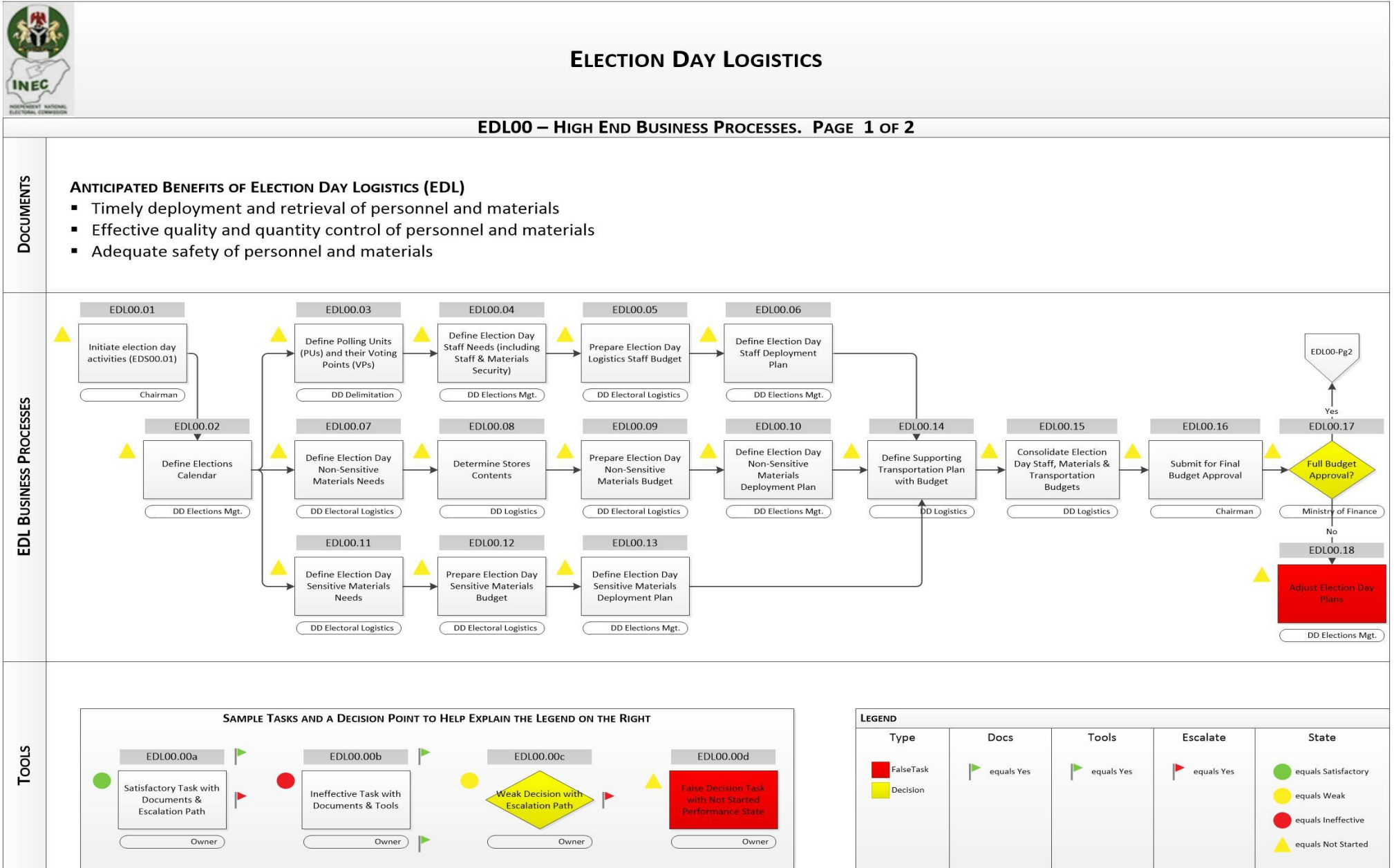
---

### 3.0 High Level PBAs and Workflow Diagrams

Arising from the development of business process for the 7PBAs are two broad categories of activities: the High Levels and the Low Levels tasks. The High Level tasks are core work areas of the PBAs and under each High Levels are sub-activities that are classified as Low Level tasks. The EMS secretariat teams, having been trained on the use of workflow applications, developed the workflow diagrams for all outlined High and Low Level business process for the 7PBAs. Under process development, tasks were outlined in order of implementation that informs the sequencing depicted in the PBA workflow diagrams below. The diagrams also show the assigned Task ID for each activity and task owners.

This method of documentation of the EMS business processes gives all stakeholders a visual and graphic scope of the PBAs for easy comprehension of how electoral activities were to be implemented. The Workflows could also serve as trouble shooting guides that could assist in identifying areas of weakness; and could assist in the planning and implementation of the electoral events as well as the management of a workforce.

Figure 2: Election Day Logistics Workflow Diagram (Page 38 & 39)





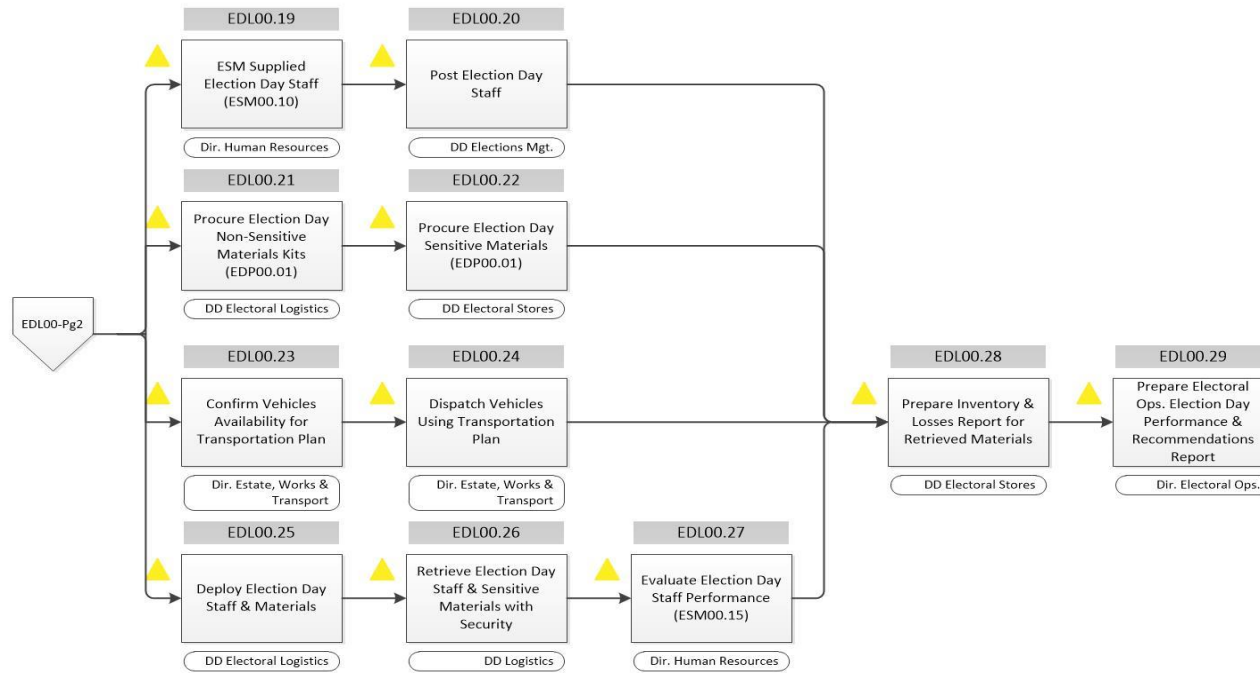
# ELECTION DAY LOGISTICS

## EDL00 – HIGH END BUSINESS PROCESSES. PAGE 2 OF 2

DOCUMENTS

The input and output documents for each task in a lower level business processes will be shown in this swim-lane. Documents will reference the task's unique id number shown above each task.

EDL BUSINESS PROCESSES



TOOLS

The tools, ICT and any other, required for each task in a lower level business processes will be shown in this swim-lane. Tools will reference the task's unique id number shown above each task.

Figure 3: Election Staff Management Workflow Diagram

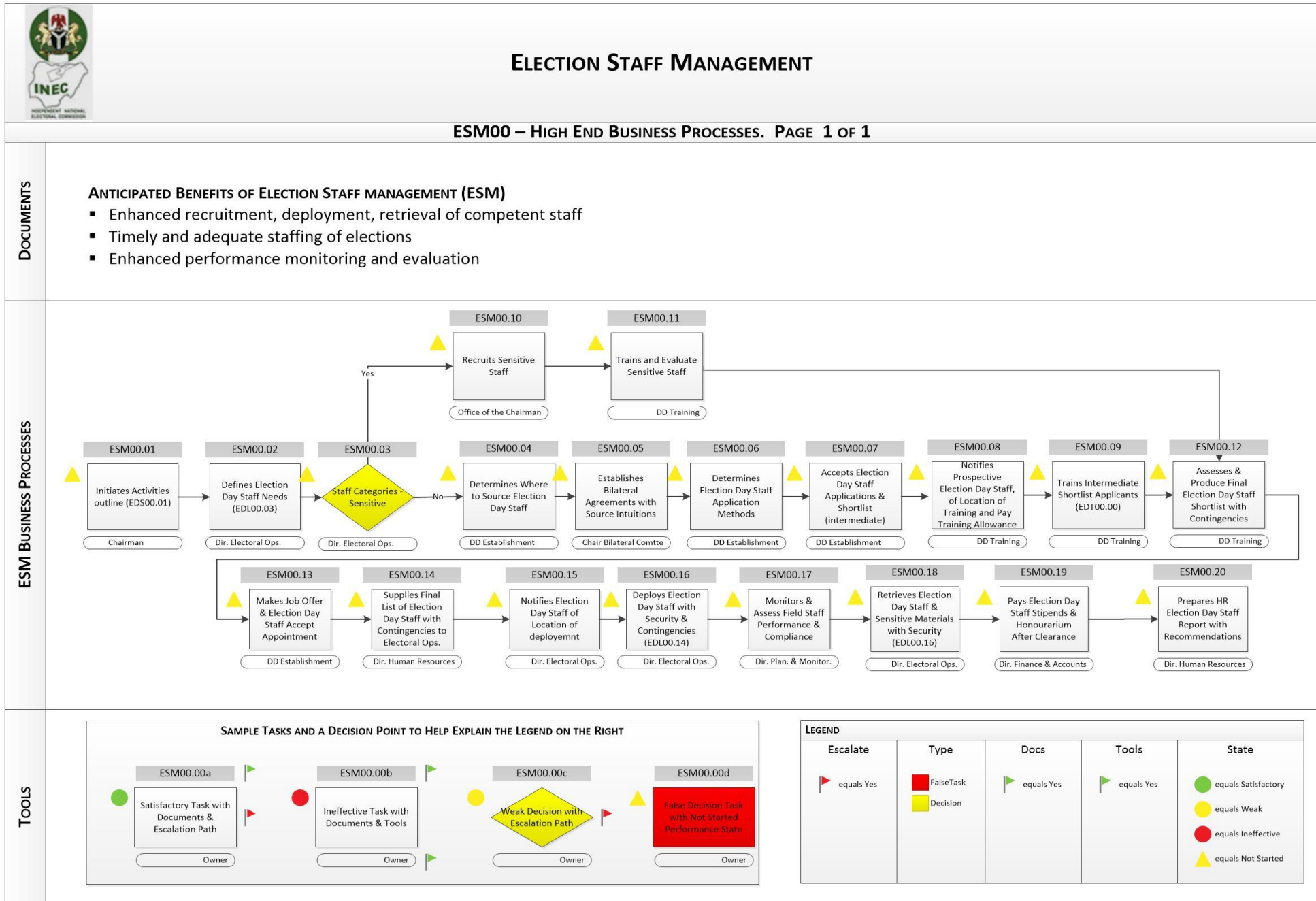


Figure 4: Election Day Training Workflow Diagram

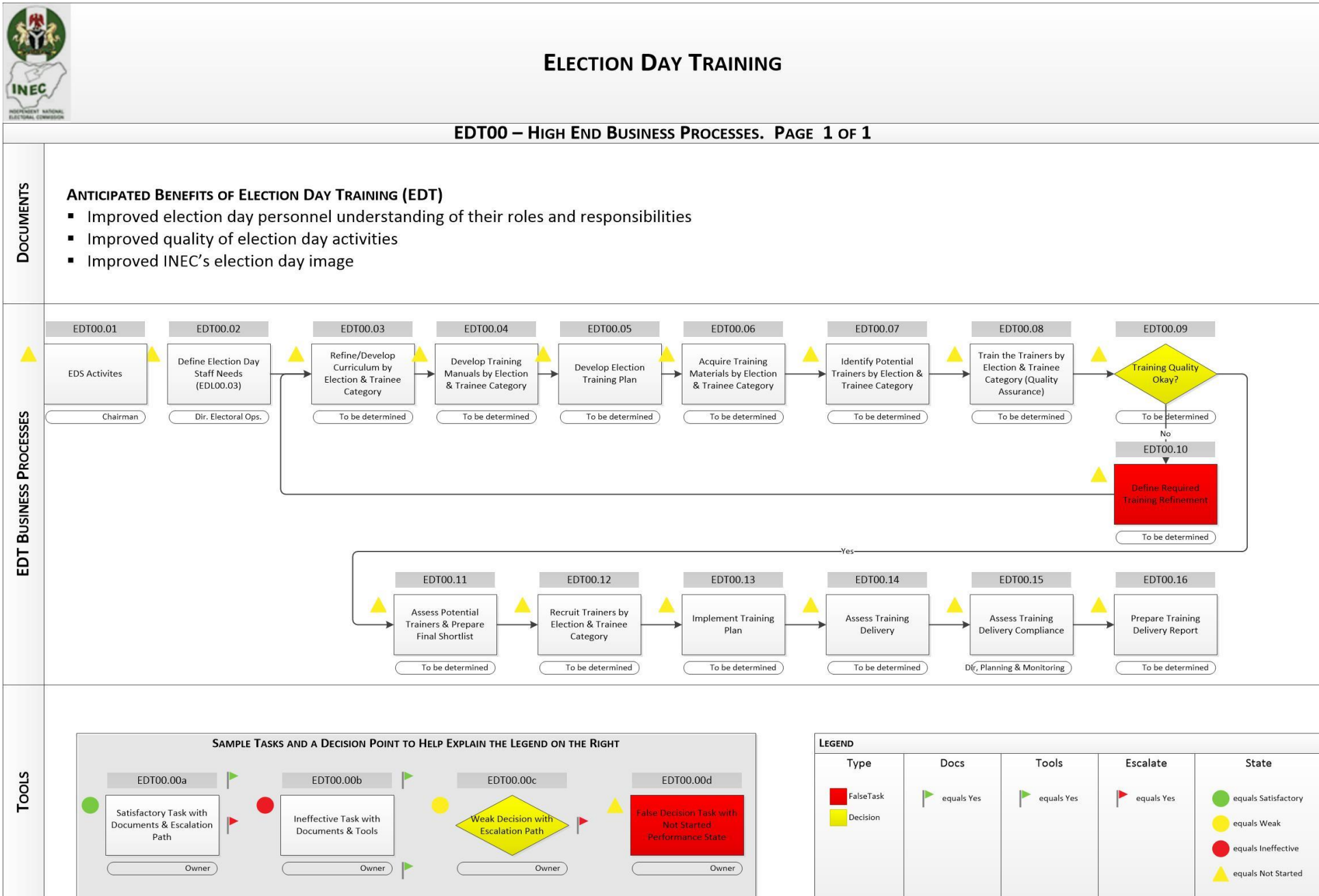


Figure 5: Political Party and Candidate Management Workflow Diagram

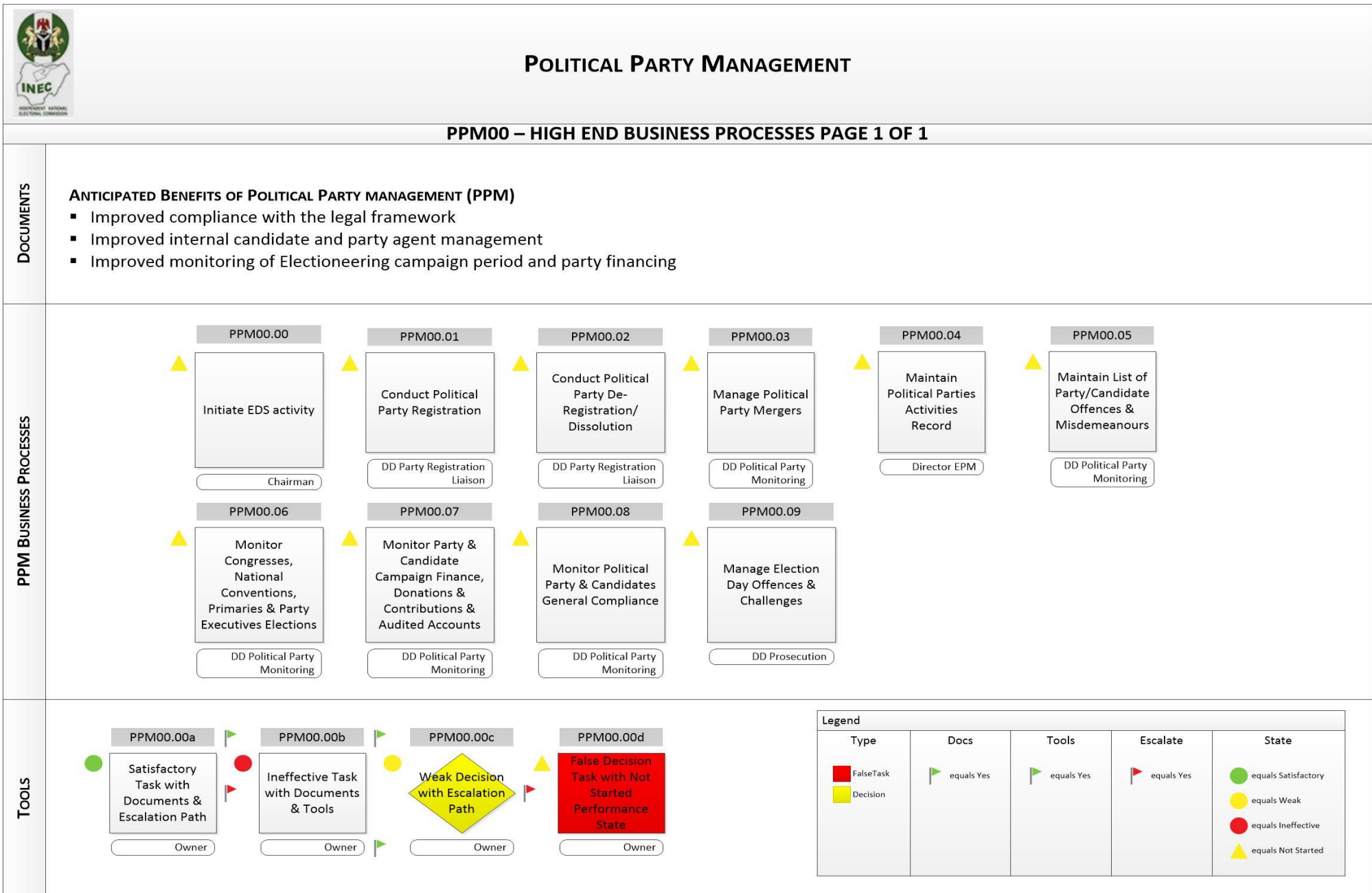
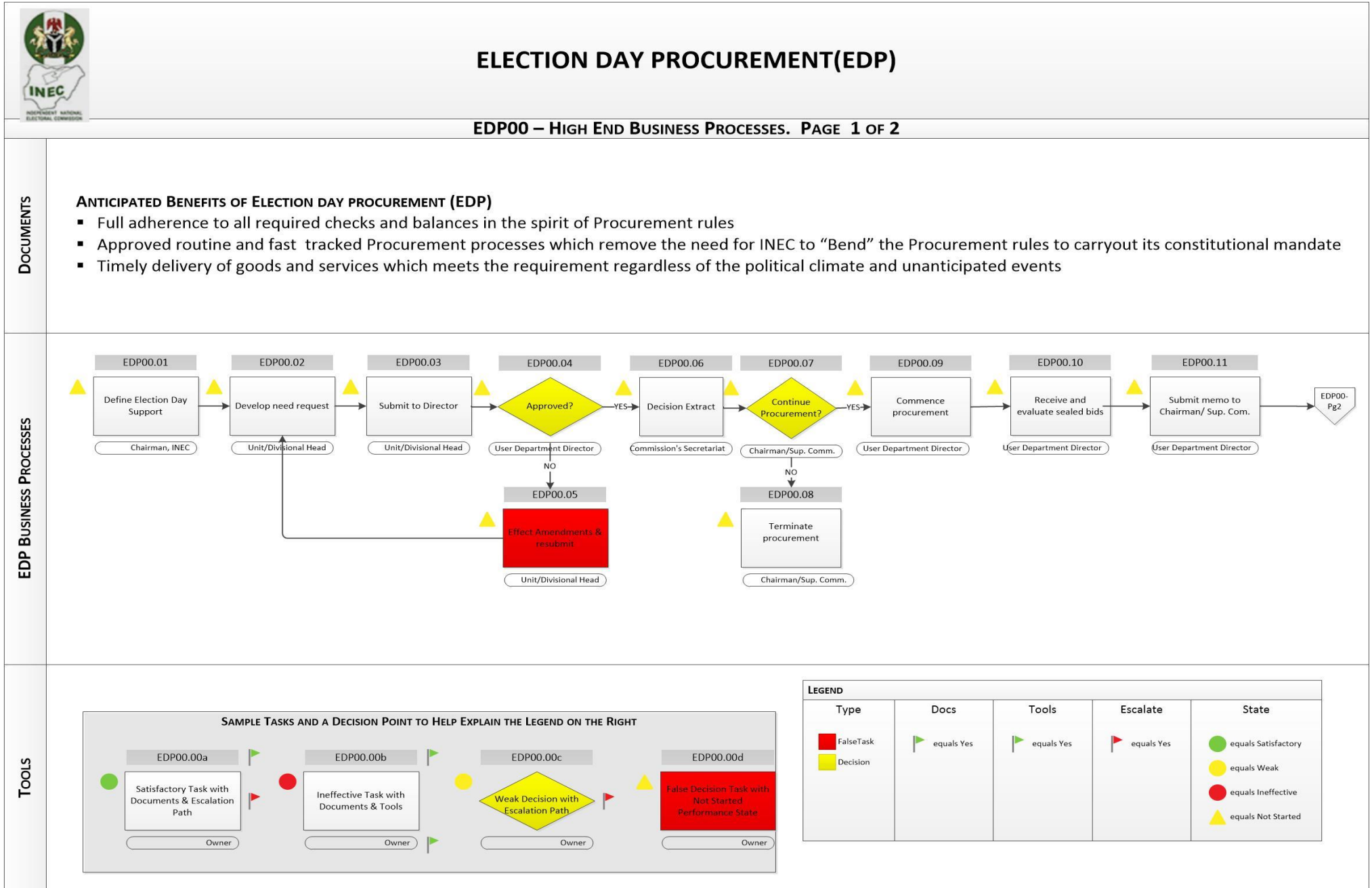




Figure 6: Election Day Procurement Workflow Diagram (Page 43 & 44)





# ELECTION DAY PROCUREMENT(EDP)

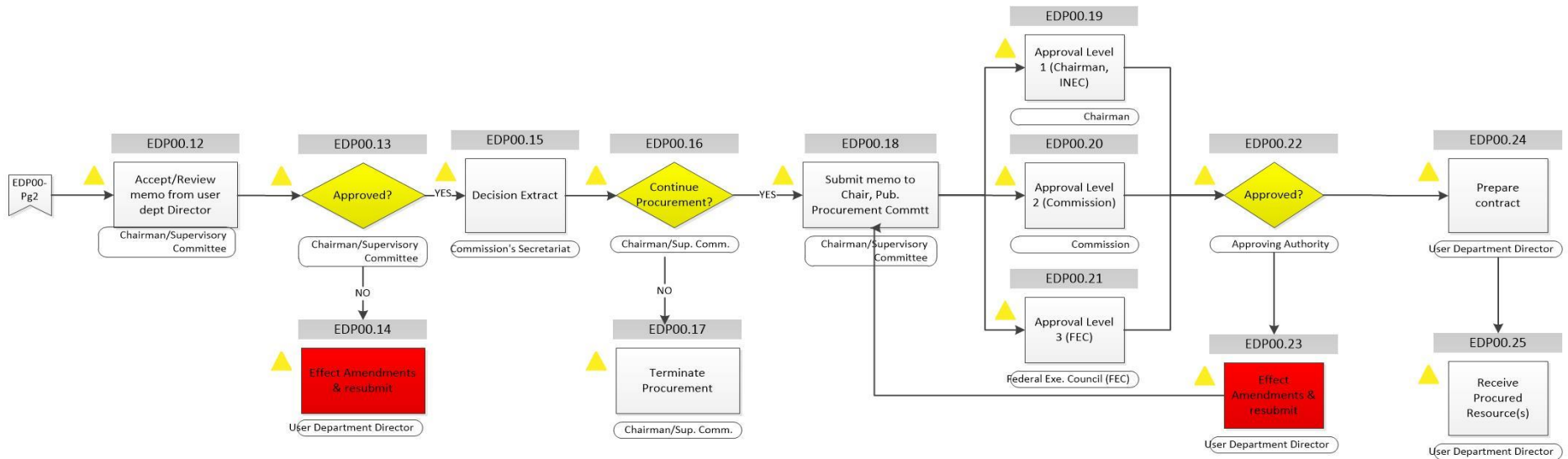
EDP00 – HIGH END BUSINESS PROCESSES. PAGE 2 OF 2

DOCUMENTS

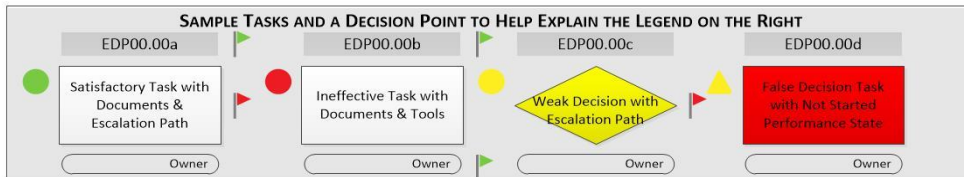
### ANTICIPATED BENEFITS OF ELECTION DAY PROCUREMENT (EDP)

- Full adherence to all required checks and balances in the spirit of Procurement rules
- Approved routine and fast tracked Procurement processes which remove the need for INEC to “Bend” the Procurement rules to carryout its constitutional mandate
- Timely delivery of goods and services which meets the requirement regardless of the political climate and unanticipated events

EDP BUSINESS PROCESSES



TOOLS

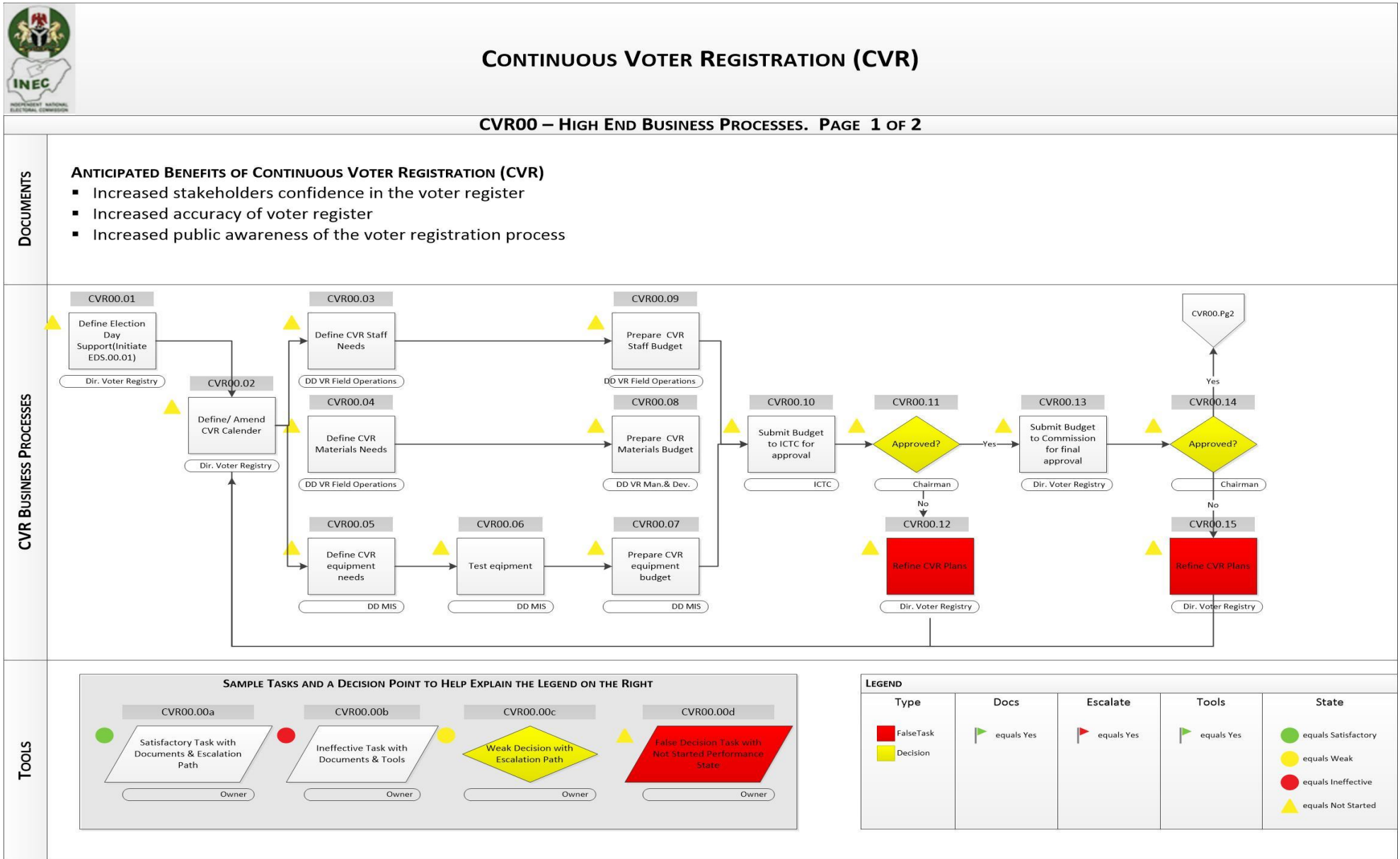


**LEGEND**

Type	Docs	Tools	Escalate	State
FalseTask	equals Yes	equals Yes	equals Yes	equals Weak
Decision				equals Ineffective
				equals Not Started



Figure 7: Continuous Voter Registration Workflow Diagram





# CONTINUOUS VOTER REGISTRATION (CVR)

CVR00 – HIGH END BUSINESS PROCESSES. PAGE 2 OF 2

DOCUMENTS

### ANTICIPATED BENEFITS OF CONTINUOUS VOTER REGISTRATION (CVR)

- Increased stakeholders confidence in the voter register
- Increased accuracy of voter register
- Increased public awareness of the voter registration process

CVR BUSINESS PROCESSES

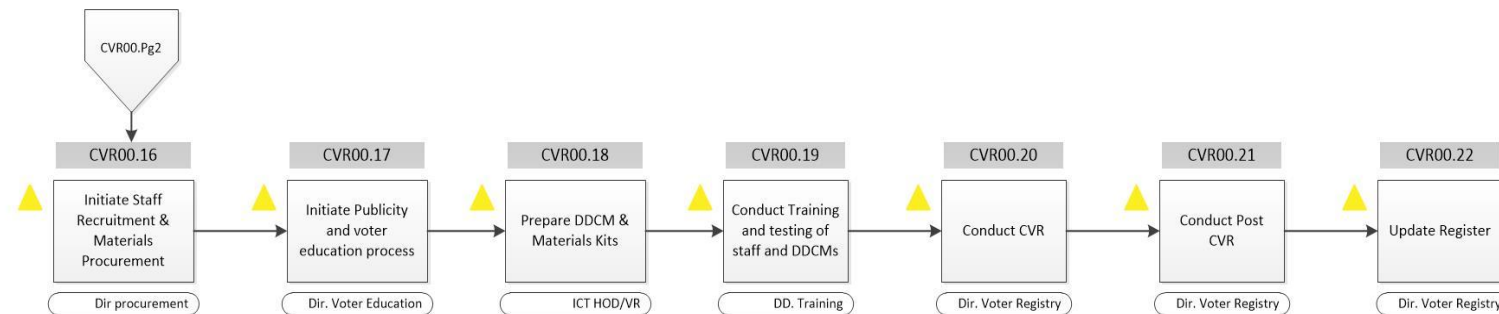
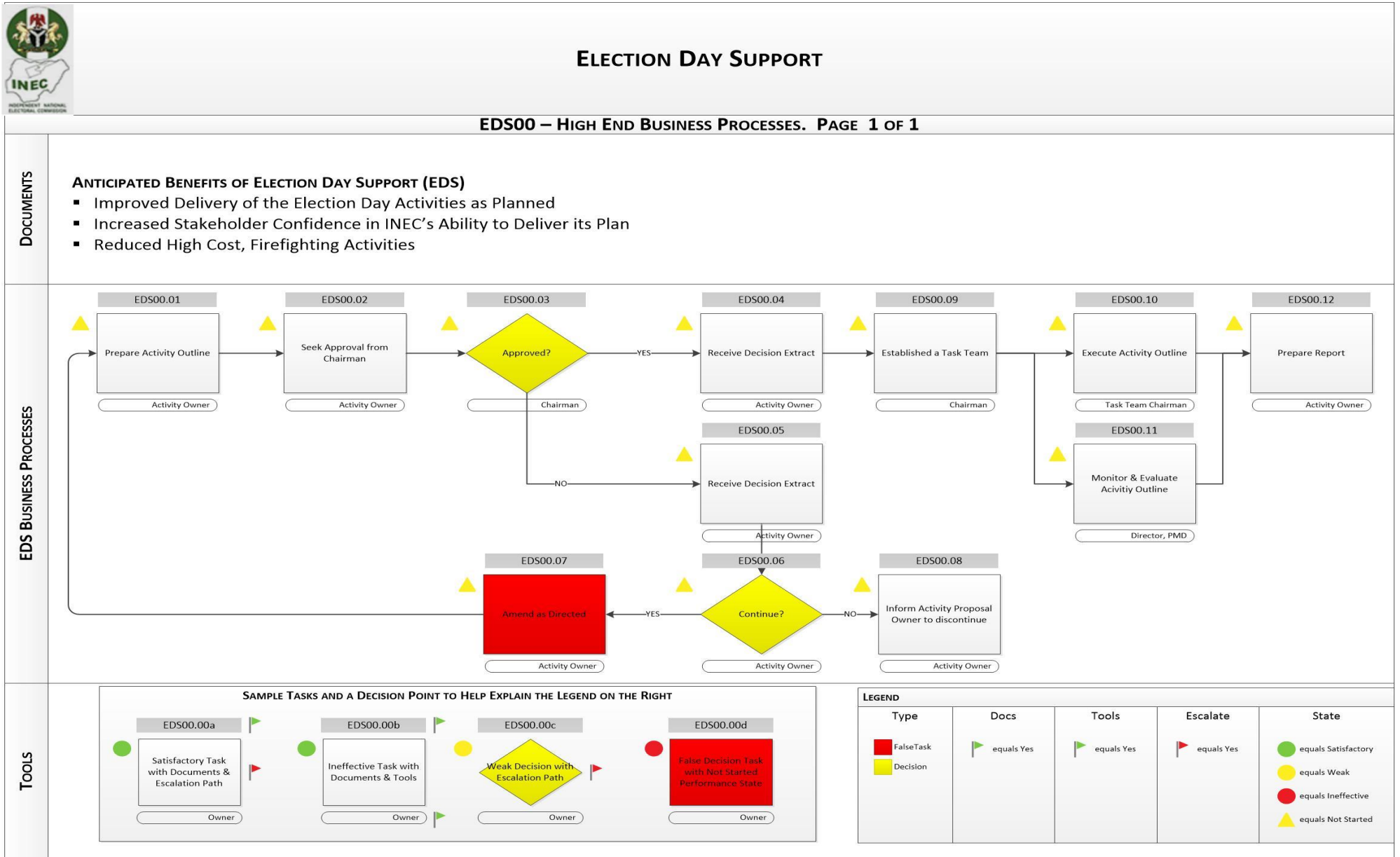


Figure 8: Election Day Support Workflow Diagram



# CHAPTER 4: IMPLEMENTATION OF THE EMS

---

## 4.0 Project Implementation: EMS Performance Management Platform

The implementation of the EMS Project was planned to take place in phases. Due to funding constraints encountered for the Project by IFES, towards the end of 2014 however, its scope was scaled down to reflect the exigencies of time. Although funding was subsequently secured from the UNDP/DGD in late December 2014/January 2015,, with the General Elections just about two months away, scope implementation of the EMS Project under the UNDP support is focused on the development of performance dashboard platform for the automation of the three PBAs approved by the Commission namely: - Election Day Logistics (EDL), Election Staff Management (ESM), and Election Day Support (EDS). Critical electoral activities across these three areas have been extracted and checklists, informing Key Performance Indicators (KPI) have been developed. The KPI provides the handle for monitoring and evaluating the performance of electoral activities under the EDL, ESM and EDS business areas under the EMS platform development Stage 1.

The extracted electoral activities, in order of implementation in the planning and preparation for the elections, were grouped into Amber Zone and Red Zone, as outlined below. These activities are in line with the Commission's Election Project Plan (EPP) for the 2015 General Elections.

In view of timelines to the elections, the development of the Platform was broken down into two stages and the Commission implemented only Stage 1 for the 2015 general elections. Stage 1 was designed to track selected key field activities and timelines from the 7PBAs for monitoring, evaluation and intervention. These activities were themselves spread across two key time periods called the Amber and Red Zones. The Amber zone is defined as that period between three (3) months and before thirteen (13) days to an Election. It consists

of key activities on virtually all aspects of the elections: logistics, staff training, voter education, production of voter register, security arrangements, and so on. The purpose is to track and monitor these activities, flagging those that require intervention for immediate action. The Red Zone on the other hand is defined as that period beginning nine (9) days to an election, Election Day and two (2) days after an election. Table 10 below presents a summary of target activities for the Amber and Red Zone for the 2015 General Election.

Table 10: Electoral Activities for Amber and Red Zone Timelines

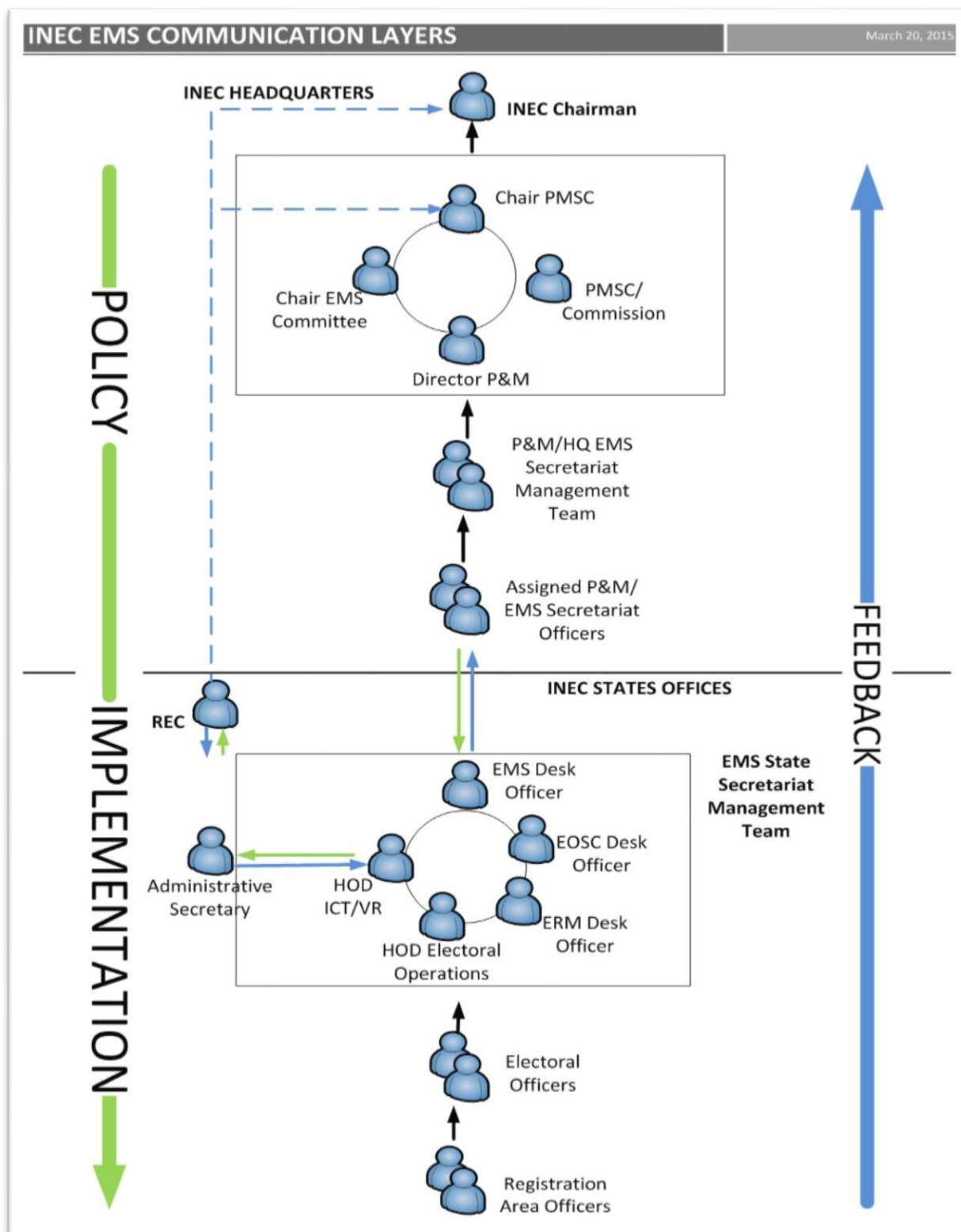
S/No.	Amber Zone Activity	Red Zone Activity
1	PVC Distribution	Deployment of Security
2	Condition of Storage	Funding
3	Deployment of Card Readers	Sensitive Materials
4	Deployment of Ad-Hoc Staffs	Logistics Arrangement
5	Non-Sensitive Materials	Movement of Men & Materials
6	Compliance to Legal requirement (Presidential & NASS)	Accreditation
7	Compliance to Legal requirement (Governorship & House of Rep)	Voting process
8	Printing of Voter Registers	Closing of polls
9	RAC Preparation	Collation
10	Training of Electoral Officers	Declaration of election result
11	Training of PO/APO I, II & III	Retrieval of Election Material
12	Training of SPOs	Presentation of Report
13	Security Arrangement	
14	Public Enlightenment	
15	Voter Education	

In the run-up to the 2015 General Elections, Stage 1 was designed to establish communication channels between HQs and State Offices in order to facilitate data collection/processing and access to platform resources. Computer workstations, Internet connectivity as well as the establishment of EMS State Secretariats were the key requirements for setting up Stage 1.

This arrangement was complimented by detailed communication channels at both the HQ EMS Secretariat and its counterparts in the states as detailed in Figure 11 below. State EMS Secretariats, under the coordination of the Administrative Secretary closely supervised by the Resident Electoral Commissioner, uses various established messaging services to transmit information on field activities to HQ EMS Secretariat where it is processed and

escalated. These messaging services include the email system for which a Group Mail application was deployed to manage bulk emailing to various groups within the EMS Communication Chain. A Short Messaging Service (SMS) portal was also deployed to facilitate communication between and within various layers of the EMS Structure.

Figure 9: EMS Communications Structure at Headquarters and State Secretariats



The EMS Platform that supported the communication structure in figure 11 above consists basically of 6 components:-

- a) Platform Hardware
- b) Software Applications
- c) HQ and State Secretariat Workstations
- d) Online Executive Dashboard
- e) Communication Tools
- f) Building Capacity of the Directorate of Planning, Monitoring and Strategy for Managing the Process

All these have been completed for State 1. The Platform Equipment and Software Applications have been installed and were used for the 2015 General Elections. An Online Executive Dashboard has been developed and was used to generate the data for all the tracked activities presented subsequently in this Chapter. Similarly, Workstations at HQ and the State EMS Secretariats have been established and their reports constituted the raw data that fed into the Online Dashboard. Finally, equipment such as Computer Workstations and Multi-function Printers as well as staff training have been supplied and conducted for the staff of the Directorate of Planning, Monitoring and Strategy to enable it take over the EMS Project. In terms of training more specifically, the EMS Implementers Training of Electoral Officers of Ekiti and Osun States (May, 2014), the Training of Selected EMS Focal Persons from the Directorate to operate the EMS HQ Secretariat (details in Table 5 below), the EMS Implementers Workshop for Administrative Secretaries and EMS Desk Officers (February, 2015), and The EMS Zonal Workshop (March, 2015) were all conducted to as part of the capacity building effort for the Directorate as well as for the EMS on the whole.



Figure 10: Participants at EMS Implementer Workshop



#### 4.1 EMS Platform Operations, Reports and Data Analysis

The EMS operational concept has two important timelines, which is known as the Amber and Red zone periods, for implementation of critical electoral activities in lead up Election Day. However, the extension of the elections dates by 6 weeks necessitated the adjustment of the Amber and Red zone timelines. The performances of electoral activities under these timelines were monitored by the INEC management via the performance dashboard.

In line with the EMS design and operational timelines for the Amber and Red zone, the stage 1 of the INEC EMS Platform development saw the development of Key performance indicators (KPIs) and platform resources to support implementation and evaluation of electoral activities under 3 Principal Business Areas (PBAs); Election Day Support (EDS), Election Day Logistics (EDL) and Election Staff Management (ESM). A total of 27 electoral



activities were derived from the above mentioned PBAs for which analytics were developed in order to facilitate data processing and reporting on implementation status of activities across all INEC offices nationwide.

Also, Activity templates were designed and developed for collection of data for the 27 activity. The Activity templates contain basic state specific data and the fields where responses to KPIs queries were inputted. Activity Templates, as received from INEC field offices, are checked for completeness before importing into the database system on the HQ EMS secretariat network and missing data on received activity templates are communicated to the states concern via email for completion. Under database management, data from activity templates are been extracted to build summary reports for each of the activities. This routine describes the process for generating reports for the.

## 4.2 Amber and Red Zone Periods

The dashboard is an important component of the platform which served as a monitoring tool and provides visibility to INEC management on status of implementation of activities in INEC state offices under the Amber and Red Zone periods. The dashboard communicates status of activities with color codes and it displays the percentage values of task completion. The dashboard also displays summary for each activity with linkages to lower levels of the activities in the LGAs. The Dashboard is cloud hosted portal and only relevant personnel have access to either monitor the implementation of activities or upload activity data. The dashboard as deployed is a veritable tool for monitoring and evaluating field base electoral activities.

The INEC HQ and State EMS secretariats were actively involved in the monitoring and transmission of reports on the implementation while the EMS platform resources facilitated data collection on the implementation status of activities. Under platform

management, collected data are analysis by activities on state basis to produce periodic status reports.

In summary, the EMS platform generates periodic INEC's Election Readiness Report on a range of selected activates in the Amber and Red Zones showing the Commission's state of readiness for the elections and at the granular level. Once fed into the Dashboard, the status of these activities are tracked and monitored either as completed, uncompleted or unreported, or, in a number of instances, an indication of the completion level is given at the LGAS and State offices. The EMS Election Readiness Reports also show trends evolving out of implementation which were useful inputs in detecting threats to election plans.

The EMS operational concept has two important timelines, which is known as the Amber and Red zone periods, for implementation of critical electoral activities. However, the extension of the elections dates by 6 weeks necessitated the adjustment of the Amber and Red zone timelines. The performances of electoral activities under these timelines were then monitored through the Performance Dashboard.

The HQ and State EMS secretariats were actively involved in the monitoring and transmission of reports on the implementation while the EMS platform resources facilitated data collection on the implementation status of activities. Under platform management, collected data are analysis by activities on state basis to produce periodic status reports.

#### (a) Amber Zone Period

The Amber zone period has a 12 weeks' timeline for the implementation of election preparative activities. The Amber zone operational timeline for the 2015 general election began in the week of January 4, 2015 and ended in the week of March 15, 2015.

The Amber zone schedule chart outlines weekly action lines for of the Amber zone period to guide the activities of the HQ EMS secretariat and the monitoring of electoral activity. During the Amber zone period, the performance of 15 electoral activities in all

INEC state offices were monitored as indicated in Table 10 above. The Amber Zone schedule for the 2015 General Elections is indicated in Table 11 below.

Table 11: Amber Zone schedule for 2015 General Elections



## AMBER ZONE SCHEDULE WEEKS BEFORE RED ZONE AROUND ELECTIONS DAY

PERIOD	ACTIVITY	SYNOPSIS	MESSAGE SENDERS/RECEIVERS
Week of 04-Jan-2015	<b>ESTABLISH Basic Planning Monitoring Evaluation Framework (PMEF)</b>	<ul style="list-style-type: none"> <li>▪ Deepen PMD ownership of EMS; 3-Day PMEF Workshop for PMD HQ EMS Secretariat Staff</li> <li>▪ Establish State EMS Secretariats</li> <li>▪ Rough outline of HQ &amp; State EMS Secretariats support to Planning, Monitoring and Strategy Committee (PMSC)</li> <li>▪ Rough Outline of HQ &amp; State EMS Secretariats organizational framework</li> <li>▪ Identify existing checklists and schedules</li> </ul>	
Week of 11-Jan-2015	<b>ESTABLISH PMEF</b>	<ul style="list-style-type: none"> <li>▪ Activate HQ EMS Secretariat</li> <li>▪ Establish State EMS Secretariats</li> <li>▪ Internet Connectivity</li> <li>▪ Refine rough outline of HQ &amp; State EMS Secretariats support to Planning, Monitoring and Strategy Committee (PMSC)</li> <li>▪ Refine rough Outline of HQ &amp; State EMS Secretariats organizational framework</li> <li>▪ Link existing checklists to EMS 7 PBA tasks &amp; include critical non PBA activity checklists in EMS EDS</li> <li>▪ Rough 7 PBAs timeline outline</li> </ul>	
Week of 18-Jan-2015	<b>ESTABLISH PMEF</b>	<ul style="list-style-type: none"> <li>▪ HQ EMS Secretariat fully owned by PMD</li> <li>▪ Refined outline of HQ &amp; State EMS Secretariats support to Planning, Monitoring and Strategy Committee (PMSC)</li> <li>▪ Refined outline of HQ &amp; State EMS Secretariats organizational framework</li> <li>▪ Link existing checklists to EMS 7 PBA tasks</li> <li>▪ Refine 7 PBAs timelines outline</li> </ul>	
Week of 25-Jan-2015	<b>MONITOR &amp; REFINE PMEF</b>	<ul style="list-style-type: none"> <li>▪ Monitor all timeline tasks in the week using 7 PBAs activity tasks checklists</li> <li>▪ Escalate tasks with slippages and adjust PMEF framework</li> <li>▪ Distribute adjusted PMEF framework activity checklists &amp; timelines</li> <li>▪ Publish status updates</li> </ul>	
Week of 01-Feb-2015	<b>MONITOR &amp; REFINE PMEF</b>	<ul style="list-style-type: none"> <li>▪ Monitor all timeline tasks in the week using 7 PBAs activity tasks checklists</li> <li>▪ Escalate tasks with slippages and adjust PMEF framework</li> <li>▪ Distribute adjusted PMEF framework activity checklists &amp; timelines</li> <li>▪ Publish status updates</li> </ul>	
Week of 08-Feb-2015	<b>MONITOR &amp; REFINE PMEF</b>	<ul style="list-style-type: none"> <li>▪ Monitor all timeline tasks in the week using 7 PBAs activity tasks checklists</li> <li>▪ Escalate tasks with slippages and adjust PMEF framework</li> <li>▪ Distribute adjusted PMEF framework activity checklists &amp; timelines</li> <li>▪ Publish status updates</li> </ul>	
Week of 15-Feb-2015	<b>MONITOR &amp; REFINE PMEF</b>	<ul style="list-style-type: none"> <li>▪ Monitor all timeline tasks in the week using 7 PBAs activity tasks checklists</li> <li>▪ Escalate tasks with slippages and adjust PMEF framework</li> <li>▪ Distribute adjusted PMEF framework activity checklists &amp; timelines</li> <li>▪ Deployment and Configuration of Card Readers</li> <li>▪ Publish status updates</li> </ul>	
Week of 22-Feb-2015	<b>MONITOR &amp; REFINE PMEF</b>	<ul style="list-style-type: none"> <li>▪ Monitor all timeline tasks in the week using 7 PBAs activity tasks checklists</li> <li>▪ Escalate tasks with slippages and adjust PMEF framework</li> <li>▪ Distribute adjusted PMEF framework activity checklists &amp; timelines</li> <li>▪ Certification of the Register of Voters</li> <li>▪ Publish status updates</li> </ul>	
Week of 01-Mar-2015	<b>MONITOR &amp; REFINE PMEF</b>	<ul style="list-style-type: none"> <li>▪ Monitor all timeline tasks in the week using 7 PBAs activity tasks checklists</li> <li>▪ Escalate tasks with slippages and adjust PMEF framework</li> <li>▪ Distribute adjusted PMEF framework activity checklists &amp; timelines</li> <li>▪ Publish status updates</li> </ul>	



## AMBER ZONE SCHEDULE WEEKS BEFORE RED ZONE AROUND ELECTIONS DAY

Week of 08-Mar-2015	<b>MONITOR &amp; REFINE PMEF</b>	<ul style="list-style-type: none"><li>• Monitor all timeline tasks in the week using 7 PBAs activity tasks checklists</li><li>• Escalate tasks with slippages and adjust PMEF framework</li><li>• Distribute adjusted PMEF framework activity checklists &amp; timelines</li><li>• Publish status updates</li></ul>	
15-Mar-2015 (Red Zone to start on 19-Mar-2015)	<b>MONITOR &amp; REFINE 12-DAY RED ZONE SCHEDULE</b>	<ul style="list-style-type: none"><li>• Monitor all timeline tasks in the week using 7 PBAs activity tasks checklists</li><li>• Escalate tasks with slippages and adjust 12-Day Red Zone Schedule</li><li>• Distribute adjusted 12-Day Red Zone Schedule</li><li>• Publish status updates</li></ul>	

Under EMS platform management, the performance of activities in INEC state offices is based on Responses to KPIs queries while the KPIs/Checklists are the baseline for measuring the performance of activities. The HQ EMS Secretariat generated periodic activity status reports, based on information received from the INEC state offices for each activity as indicated in Table 12 below.

Table 12: EMS Amber Zone Performance Chart for 2015 General Elections

**INEC EMS DASBOARD AMBER ZONE STATE PERFORMANCE REPORTING TABLE: 20-03-2015**

S/No	STATE	Storage Facilities	Card Readers (No. of Card Readers Configured)	Adhoc Staffs	PVC Distribution (% Received)	Voter Register	RAC Preparation	Security	Voter Education Activities	Legal Requirement (Presidential, Senatorial & HoR)	Legal Requirement (Governorship & State Assembly)	Public Enlightenment	Non-Sensitive Materials	Training EOs	Training SPOs	Training PO/APO	Grading	Completed Activity	UnCompleted Activity	UnReported Activity
		90%	85%	94%	83%	97%	85%	78%	90%	100%	100%	89%	86%	100%	85%	79%	89%			
1	ABIA	67%	73%	93%	87%	100%	43%	100%	100%	100%	100%	100%	78%	100%	35%	0%	78%	47%	47%	7%
2	ADAMAWA	100%	100%	93%	89%	100%	86%	100%	85%	100%	100%	100%	96%	100%	100%	100%	97%	67%	33%	0%
3	AWKA-IBOM	100%	88%	93%	87%	100%	100%	75%	100%	100%	100%	100%	84%	100%	65%	100%	93%	60%	40%	0%
4	ANAMBRA	100%	76%	93%	71%	100%	100%	25%	100%	100%	100%	100%	98%	100%	70%	83%	88%	53%	47%	0%
5	BAUCHI	100%	99%	93%	97%	100%	71%	100%	77%	100%	100%	100%	94%	100%	100%	100%	95%	60%	40%	0%
6	BAYELSA	100%	100%	93%	69%	75%	86%	75%	77%	100%	100%	100%	90%	100%	80%	0%	83%	40%	53%	7%
7	BENUE	100%	55%	93%	78%	100%	86%	75%	92%	100%	100%	100%	90%	100%	100%	100%	91%	53%	47%	0%
8	BORNO	100%	100%	93%	90%	50%	86%	75%	85%	100%	100%	87%	70%	100%	65%	0%	80%	33%	60%	7%
9	CROSS RIVER	100%	85%	93%	84%	100%	100%	75%	85%	100%	100%	0%	88%	100%	80%	100%	86%	47%	47%	7%
10	DELTA	100%	86%	93%	86%	100%	86%	100%	92%	100%	100%	100%	88%	100%	100%	100%	95%	60%	40%	0%
11	EBONYI	100%	72%	93%	83%	100%	71%	75%	77%	100%	100%	0%	92%	100%	80%	0%	76%	33%	53%	13%
12	EDO	75%	87%	93%	100%	100%	100%	100%	77%	100%	100%	100%	88%	100%	65%	100%	92%	60%	40%	0%
13	ENUGU	100%	100%	100%	70%	100%	86%	100%	100%	100%	100%	100%	90%	100%	80%	100%	95%	73%	27%	0%
14	EKITI	50%	79%	93%	89%	100%	100%	75%	85%	100%	100%	100%	100%	100%	45%	83%	87%	47%	53%	0%
15	GOMBE	83%	88%	93%	94%	100%	86%	75%	100%	100%	100%	87%	90%	100%	100%	100%	93%	47%	53%	0%
16	IMO	80%	100%	93%	80%	100%	100%	0%	100%	100%	100%	100%	84%	100%	65%	0%	80%	53%	33%	13%
17	JIGAWA	67%	95%	93%	96%	100%	100%	100%	100%	100%	100%	100%	100%	100%	100%	100%	97%	73%	27%	0%
18	KADUNA	83%	90%	93%	92%	100%	100%	75%	92%	100%	100%	100%	86%	100%	100%	100%	94%	53%	47%	0%
19	KANO	83%	88%	93%	86%	100%	86%	50%	85%	100%	100%	100%	94%	100%	100%	83%	90%	40%	60%	0%
20	KASTINA	83%	84%	100%	96%	100%	71%	100%	100%	100%	100%	100%	82%	100%	100%	100%	94%	67%	33%	0%
21	KEBBI	83%	83%	93%	94%	100%	86%	75%	100%	100%	100%	100%	72%	100%	65%	100%	90%	47%	53%	0%
22	KOGI	75%	81%	93%	73%	100%	86%	100%	100%	100%	100%	87%	86%	100%	35%	100%	88%	47%	53%	0%
23	KWARA	100%	81%	93%	76%	100%	57%	100%	77%	100%	100%	100%	90%	100%	100%	100%	92%	60%	40%	0%
24	LAGOS	100%	100%	93%	71%	75%	100%	100%	77%	100%	100%	100%	92%	100%	100%	0%	87%	60%	33%	7%
25	NASARAWA	100%	77%	93%	83%	100%	0%	100%	92%	100%	100%	100%	92%	100%	100%	83%	88%	53%	40%	7%
26	NIGER	100%	88%	93%	72%	100%	86%	75%	85%	100%	100%	100%	56%	100%	100%	100%	90%	53%	47%	0%
27	ONDO	75%	100%	93%	66%	100%	100%	100%	85%	100%	100%	0%	98%	100%	100%	100%	88%	60%	33%	7%
28	OGUN	75%	85%	93%	75%	100%	100%	25%	85%	100%	100%	37%	96%	100%	80%	83%	82%	33%	67%	0%
29	OSUN	100%	83%	100%	73%	100%	86%	50%	85%	100%	100%	100%	90%	100%	100%	100%	91%	60%	40%	0%
30	OYO	100%	82%	93%	70%	100%	71%	50%	100%	100%	100%	87%	88%	100%	100%	100%	89%	53%	47%	0%
31	PLATEAU	100%	87%	100%	89%	100%	100%	100%	92%	100%	100%	100%	100%	100%	100%	100%	98%	80%	20%	0%
32	RIVER	100%	85%	93%	88%	100%	43%	100%	100%	100%	100%	100%	46%	100%	100%	100%	90%	67%	33%	0%
33	SOKOTO	75%	83%	93%	92%	100%	86%	25%	54%	100%	100%	100%	62%	100%	100%	100%	85%	47%	53%	0%
34	TARABA	100%	57%	100%	95%	100%	100%	100%	85%	100%	100%	100%	78%	100%	80%	100%	93%	67%	33%	0%
35	YOBE	100%	99%	93%	81%	100%	100%	75%	100%	100%	100%	100%	94%	100%	100%	100%	96%	67%	33%	0%
36	ZAMFARA	75%	56%	93%	96%	100%	100%	75%	92%	100%	100%	100%	84%	100%	100%	100%	91%	53%	47%	0%
37	FCT	100%	76%	93%	62%	100%	86%	75%	100%	100%	100%	100%	80%	100%	65%	0%	82%	47%	47%	7%

Figure 13: EMS Amber Zone Performance Chart

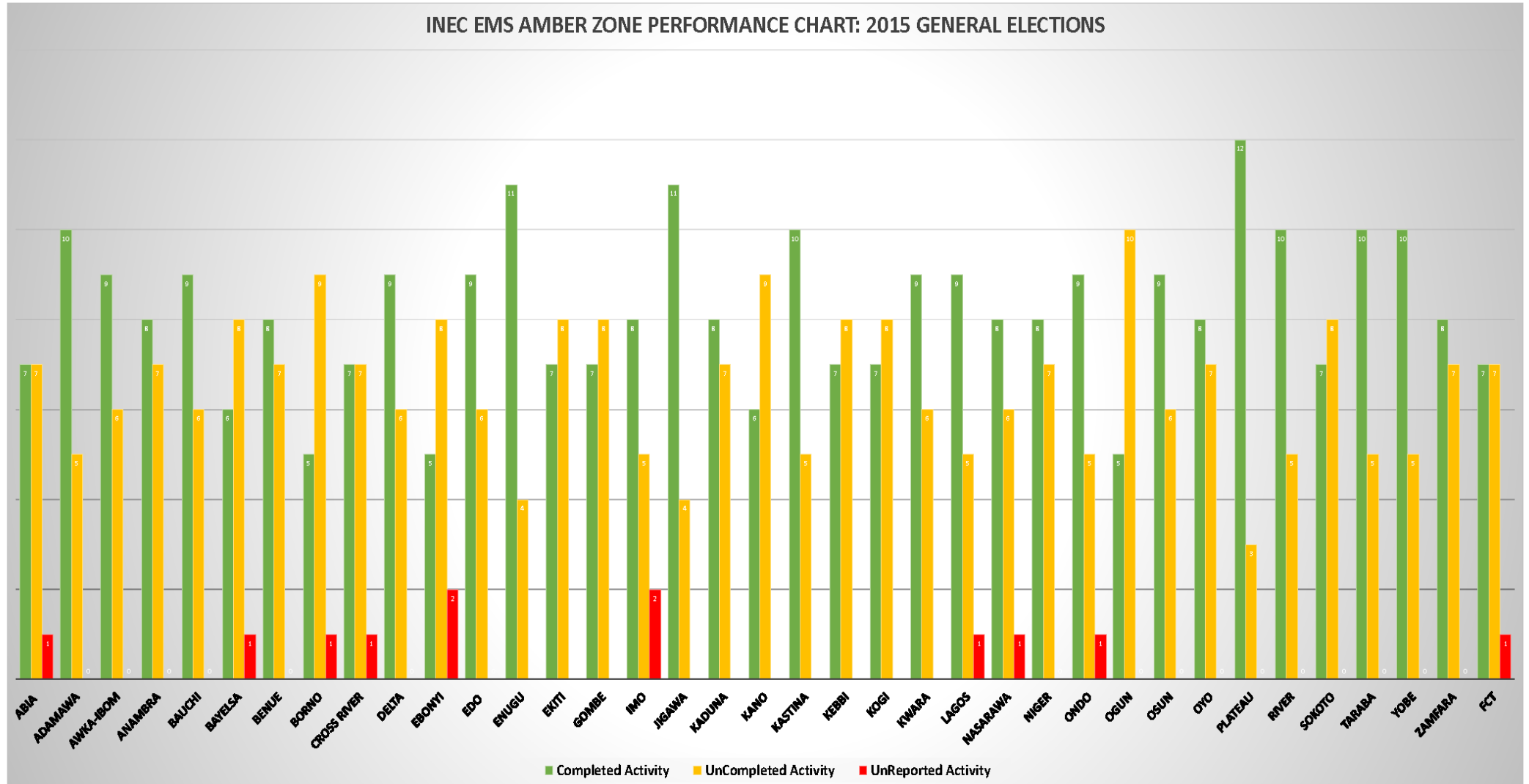


Figure 14: EMS Amber Zone Performance Chart

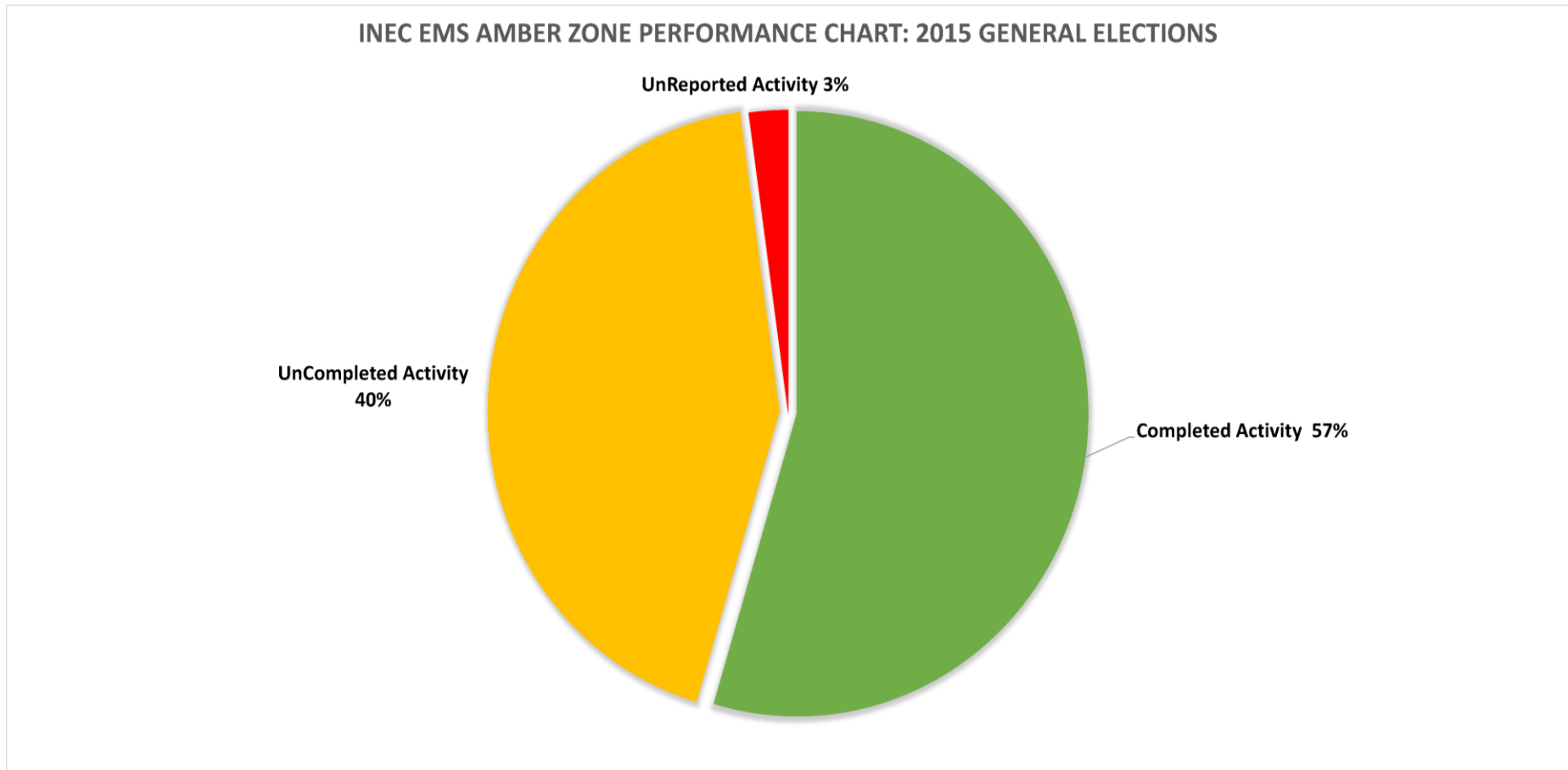




Table 15: Condition of Storage Facilities February, 2015

STATE	Storage Provision for PVC	Is the Temperature of the Room Air Conditioned with Functional AC	Storage Provision for Card Read Machines	Are there Water Leakages in the Building ("NO" is a Better Response)	Are the Storage Facilities Properly Ventilated	Response Rating
ABIA	Yes	Yes	No Response	Yes	Yes	67%
ADAMAWA	Yes	Yes	Yes	No	Yes	100%
AWKA-IBOM	Yes	Yes	Yes	No	Yes	100%
ANAMBRA	Yes	Yes	Yes	No	Yes	100%
BAUCHI	Yes	Yes	Yes	No	Yes	100%
BAYELSA	Yes	Yes	Yes	No	Yes	100%
BENUE	Yes	Yes	Yes	No	Yes	100%
BORNO	Yes	Yes	Yes	No	Yes	100%
CROSS RIVER	Yes	Yes	Yes	No	Yes	100%
DELTA	Yes	Yes	Yes	No	Yes	100%
EBONYI	Yes	Yes	Yes	No	Yes	100%
EDO	Yes	Yes	Yes	No	No Response	75%
ENUGU	Yes	Yes	Yes	No	Yes	100%
EKITI	Yes	No	Yes	No	No	50%
GOMBE	Yes	Yes	Yes	Yes	Yes	83%
IMO	Yes	Yes	Yes	Yes	No Response	80%
JIGAWA	Yes	No	Yes	Yes	Yes	67%
KADUNA	Yes	Yes	Yes	Yes	Yes	83%
KANO	Yes	Yes	Yes	Yes	Yes	83%
KASTINA	Yes	Yes	Yes	Yes	Yes	83%
KEBBI	Yes	Yes	Yes	Yes	Yes	83%
KOGI	Yes	No	Yes	No	Yes	75%
KWARA	Yes	Yes	Yes	No	Yes	100%
LAGOS	Yes	Yes	Yes	No	Yes	100%
NASARAWA	Yes	Yes	Yes	No	Yes	100%
NIGER	Yes	Yes	Yes	No	Yes	100%

ONDO	Yes	Yes	Yes	No	No	75%
OGUN	Yes	Yes	Yes	No	No	75%
OSUN	Yes	Yes	Yes	Yes	Yes	100%
OYO	Yes	Yes	Yes	No	Yes	100%
PLATEAU	Yes	Yes	Yes	No	Yes	100%
RIVERS	Yes	Yes	Yes	Yes	Yes	100%
SOKOTO	Yes	Yes	Yes	No	No	75%
TARABA	Yes	Yes	Yes	No	Yes	100%
YOBE	Yes	Yes	Yes	No	Yes	100%
ZAMFARA	Yes	Yes	Yes	No	No	75%
FCT	Yes	Yes	Yes	No	Yes	100%
TOTAL	<b>100%</b>	<b>92%</b>	<b>97%</b>	<b>57%</b>	<b>81%</b>	<b>90%</b>

Table 16: Deployment & Configuration of Smart Card Readers, February, 2015

STATE	Total Number of Card Readers Received	Storage Provision for Card Readers	Total No. of Card Reader Configured	Total No. of Back up CR for State	Total No. of Faulty/Prob Card Reader	Total No. of Card Readers Allocated by HQ	Are SAM SIM installed on Card Reader			Response Rating (% Configured)	
							VP	SAM	SIM		
ABIA	3739	Yes	2735	549	12	3739	Yes	3,739	1895	3646	73%
ADAMAWA	3371	Yes	3371	678	17	4042	Yes	4,042	3152	0	100%
AWKA-IBOM	4101	Yes	3592	451	20	4637	Yes	4,637	3796	3996	88%
ANAMBRA	5559	Yes	4215	426	4	6111	Yes	6,111	2000	5713	76%
BAUCHI	4943	Yes	4873	636	70	5385	Yes	5,385	0	0	99%
BAYELSA	2180	Yes	2180	260	10	2235	Yes	2,235	3414	902	100%
BENUE	4457	Yes	2467	109	16	5178	Yes	5,178	0	0	55%
BORNO	4358	Yes	4358	936	21	5294	Yes	5,294	1310	0	100%
CROSS RIVER	3598	Yes	3057	857	0	3598	Yes	3,300	0	0	85%
DELTA	5688	Yes	4878	810	20	5688	Yes	5,688	4879	5429	86%
EBONYI	2968	Yes	2146	513	12	2806	Yes	2,806	2158	2833	72%
EDO	4345	Yes	3779	566	5	4355	Yes	4,355	4193	4193	87%
EKITI	2846	Yes	2846	533	0	2842	Yes	2,842	2642	3740	100%
ENUGU	4262	Yes	3361	901	12	4141	Yes	4,141	1098	0	79%
GOMBE	2929	Yes	2571	342	15	2929	Yes	2,913	1571	2854	88%
IMO	4100	Yes	4100	915	29	5015	Yes	5,015	4259	0	100%
JIGAWA	4290	Yes	4085	683	35	4526	Yes	4,526	4973	4257	95%
KADUNA	7827	Yes	7049	773	5	7827	Yes	7,804	3641	7751	90%
KANO	11838	Yes	10386	1397	55	11838	Yes	11,838	10383	11383	88%
KASTINA	7077	Yes	5950	44	22	7033	Yes	7,033	3472	5950	84%
KEBBI	2898	Yes	2398	0	15	3855	Yes	3,855	3855	3504	83%
KOGI	3786	Yes	3061	707	18	3786	Yes	3,786	3069	0	81%
KWARA	3091	Yes	2512	550	20	3091	Yes	3,091	936	0	81%
LAGOS	12124	Yes	12124	735	80	12859	Yes	12,859	12859	13278	100%
NASARAWA	2320	Yes	1797	0	8	2994	Yes	2,994	0	0	77%
NIGER	4375	Yes	3838	764	12	5114	Yes	5,114	4701	4774	88%
OGUN	4888	Yes	4888	838	20	4718	Yes	4,718	3637	0	100%
ONDO	4160	Yes	3553	609	0	4162	Yes	4,162	1627	1627	85%
OSUN	4405	Yes	3663	996	5	4375	Yes	4,375	3668	3821	83%

OYO	6673	Yes	5470	842	48	6673	Yes	6,673	6673	6673	82%
PLATEAU	4662	Yes	4041	621	10	4662	Yes	4,662	424	0	87%
RIVER	6871	Yes	5838	260	0	6795	Yes	6,795	3147	6727	85%
SOKOTO	4299	Yes	3567	732	3	4248	Yes	4,248	2150	3788	83%
TARABA	2832	Yes	1620	70	7	3266	Yes	3,266	0	0	57%
YOBE	2071	Yes	2044	0	27	2857	Yes	2,857	0	0	99%
ZAMFARA	5571	Yes	3130	441	18	3571	Yes	3,571	1783	3416	56%
FCT	2069	Yes	1564	186	5	2359	Yes	1,983	0	0	76%
	<b>171571</b>	<b>100%</b>	<b>147107</b>	<b>20730</b>	<b>676</b>	<b>178604</b>	<b>100%</b>	<b>77,891</b>	<b>107365</b>	<b>110255</b>	<b>85%</b>

Table 17: Recruitment & Deployment of Adhoc Staff, February 2015

STATE	Receipt of Adhoc lists from HQ	Total No. of Required Ad-hoc staff	Total No. Ad-hoc staff Sourced	Screening of SPOs and APOs	Number of SPOs	Number of APOs I,II & III	Number of APO (VP)	Number of POs	No. of RAC Managers	No. of RAs Collation Officers	No. of LGAs Collation Officers	Receipt of Training Manuals	Receipt of Training Funds (allowances for Trainees etc.)	No. of Secured Training Venues	Secured Training Venues	Response Rating
ABIA	Yes	14514	15482	Yes	281	14160	1380	2675	184	184	17	Yes	Yes	No Response	Yes	93%
ADAMAWA	Yes	16228	9801	Yes	261	11202	3734	2608	226	226	21	Yes	Yes	1	Yes	93%
AWKA-IBOM	Yes	16288	18963	Yes	362	10950	1571	2980	329	329	31	Yes	Yes	1	Yes	93%
ANAMBRA	Yes	21513	21047	Yes	484	14874	5134	4608	326	326	21	Yes	Yes	No Response	Yes	93%
BAUCHI	Yes	24161	24577	Yes	427	19113	4749	4074	212	212	20	Yes	Yes	No Response	Yes	93%
BAYELSA	Yes	8157	6348	Yes	189	6336	2823	1804	105	105	8	Yes	Yes	No Response	Yes	93%
BENUE	Yes	22212	27025	Yes	369	13704	2771	3688	276	276	23	Yes	Yes	No Response	Yes	93%
BORNO	Yes	24515	10527	Yes	312	11784	3257	3933	312	312	27	Yes	Yes	No Response	Yes	93%
CROSS RIVER	Yes	12029	11098	Yes	256	8637	No Response	2283	193	193	18	Yes	Yes	20	Yes	93%
DELTA	Yes	21550	28622	Yes	380	14634	2339	3624	270	270	25	Yes	Yes	No Response	Yes	93%
EBONYI	Yes	10029	13625	Yes	188	7224	508	1785	171	171	13	Yes	Yes	1	Yes	93%
EDO	Yes	15834	12730	Yes	263	8451	1949	2627	192	192	18	Yes	Yes	No Response	Yes	93%
EKITI	Yes	9598	15387	Yes	231	6933	116	2195	177	177	16	Yes	Yes	No Response	Yes	93%
ENUGU	Yes	10083	16446	Yes	260	10083	3361	2958	260	260	17	Yes	Yes	27	Yes	100%
GOMBE	Yes	11725	19596	Yes	233	7713	2571	2218	114	114	11	Yes	Yes	No Response	Yes	93%
IMO	Yes	17087	21590	Yes	359	14631	1044	3523	305	305	27	Yes	Yes	No Response	Yes	93%
JIGAWA	Yes	18098	7	Yes	353	12255	558	3527	287	287	27	Yes	Yes	47	Yes	100%
KADUNA	Yes	21147	29846	Yes	510	21147	5527	5101	255	255	23	Yes	Yes	No Response	Yes	93%

KANO	Yes	47115	53841	Yes	847	32763	5471	8074	484	484	44	Yes	Yes	No Response	Yes	93%
KASTINA	Yes	27636	27716	Yes	391	17850	1048	4901	361	361	34	Yes	Yes	20	Yes	100%
KEBBI	Yes	14396	18939	Yes	252	9540	1753	2398	225	225	21	Yes	Yes	No Response	Yes	93%
KOGI	Yes	13283	12562	Yes	267	10848	1078	2548	239	239	21	Yes	Yes	No Response	Yes	93%
KWARA	Yes	11150	17203	Yes	196	7536	1375	1872	193	193	16	Yes	Yes	2	Yes	93%
LAGOS	Yes	36372	39114	Yes	888	36372	6797	8462	245	245	20	Yes	Yes	No Response	Yes	93%
NASARAWA	Yes	12165	13742	Yes	155	8316	2240	1495	147	147	13	Yes	Yes	No Response	Yes	93%
NIGER	Yes	23384	12722	Yes	319	15045	4292	3185	274	274	25	Yes	Yes	No Response	Yes	93%
OGUN	Yes	18629	11067	Yes	236	13023	2072	3213	236	236	20	Yes	Yes	No Response	Yes	93%
ONDO	Yes	10653	12752	Yes	602	10653	3551	3009	203	203	18	Yes	Yes	No Response	Yes	93%
OSUN	Yes	14283	22389	Yes	316	10137	369	3010	332	332	30	Yes	Yes	32	Yes	100%
OYO	Yes	25538	27024	Yes	478	17955	2322	4783	351	351	33	Yes	Yes	No Response	Yes	93%
PLATEAU	Yes	20089	22660	Yes	276	12123	4545	2631	207	207	17	Yes	Yes	19	Yes	100%
RIVERS	Yes	25673	22492	Yes	189	6336	2715	4442	319	319	23	Yes	Yes	No Response	Yes	93%
SOKOTO	Yes	20161	18500	Yes	325	55794	2971	3035	244	244	23	Yes	Yes	No Response	Yes	93%
TARABA	Yes	12239	15505	Yes	197	5736	858	1912	168	168	16	Yes	Yes	192	Yes	100%
YOBE	Yes	11435	12491	Yes	195	6969	1693	1714	178	178	17	Yes	Yes	No Response	No Response	93%
ZAMFARA	Yes	17202	18203	Yes	265	7390	614	2516	147	147	14	Yes	Yes	No Response	Yes	93%
FCT	Yes	8234	11526	Yes	65	5658	1817	562	62	62	6	Yes	Yes	No Response	Yes	93%
		<b>649891</b>	<b>677683</b>	<b>100%</b>	<b>11896</b>	<b>489715</b>	<b>89593</b>	<b>119973</b>	<b>8809</b>	<b>8809</b>	<b>774</b>	<b>100%</b>	<b>100%</b>	<b>362</b>	<b>97%</b>	<b>94%</b>

Table 18: Distribution of PVCs, February, 2015

STATE	Total Number of Registered Voters	Total no of PVC printed	Total no of PVC Collected by Voters	Total Number of PVC Received at State	% of PVC Received
ABIA	1396166	1396162	1182102	1361072	87%
ADAMAWA	1565780	1565780	1385299	1557659	89%
AWKA-IBOM	1680794	1680794	1477489	1692662	87%
ANAMBRA	1963427	1963427	1355909	1917882	71%
BAUCHI	2057211	2057211	1938192	2008242	97%
BAYELSA	610373	610373	392651	565118	69%
BENUE	2019851	2019851	1548074	1989770	78%
BORNO	1838514	1838514	1407777	1568774	90%
CROSS RIVER	1175623	1175840	985918	1171919	84%
DELTA	2275264	2275264	1939952	2246881	86%
EBONYI	1074273	1074273	890756	1071273	83%
EDO	1791165	1791165	1791165	1791165	100%
EKITI	732021	732021	513720	732458	70%
ENUGU	1429221	1429221	1260496	1412518	89%
GOMBE	1147181	1147181	1070725	1141760	94%
IMO	1855172	1855172	1375322	1710003	80%
JIGAWA	1831316	1831316	1760378	1831316	96%
KADUNA	3414250	3407222	3145037	3404502	92%
KANO	4975701	4506721	4303586	4975701	86%
KASTINA	2840654	2840654	2689681	2790339	96%
KEBBI	1470648	1470648	1369155	1459451	94%
KOGI	1350883	1350883	967411	1317672	73%
KWARA	1179658	1179658	884996	1171636	76%
LAGOS	5822276	5822276	3971037	5602138	71%
NASARAWA	1249129	1242667	1026657	1237303	83%
NIGER	2013669	1957084	1413015	1957084	72%
OGUN	1795794	1795794	1090950	1642607	66%
ONDO	1526316	1526316	1143851	1515816	75%
OSUN	1407107	1407107	1031662	1406147	73%
OYO	2415566	2415566	1677610	2381102	70%
PLATEAU	2003046	1693097	1508585	1693097	89%
RIVERS	2537590	2537590	1899041	2150601	88%
SOKOTO	1664984	1611929	1380843	1496610	92%
TARABA	1340652	1340652	1270889	1342233	95%
YOBE	1101966	1101966	824401	1017879	81%
ZAMFARA	1495717	1495717	1397296	1459964	96%
FCT	932275	932275	547536	888303	62%
<b>TOTAL</b>	<b>68,981,233</b>	<b>68,079,387</b>	<b>55,819,164</b>	<b>66,680,657</b>	<b>83%</b>

Table 19: Printing of Voter' Register, February, 2015

STATE	Soft Copy of Voter Register List from HQ	Availability of Printer	Status of Printing by LGA	Completion Date for Printing of Voters Registry	Response Rating
ABIA	Yes	Yes	100%	2015-02-23	100%
ADAMAWA	Yes	Yes	100%	2015-02-11	100%
AWKA-IBOM	Yes	Yes	100%	2015-02-15	100%
ANAMBRA	Yes	Yes	100%	2015-02-13	100%
BAUCHI	Yes	Yes	100%	2015-02-16	100%
BAYELSA	Yes	Yes	100%	No Response	75%
BENUE	Yes	Yes	100%	2015-03-02	100%
BORNO	Yes	Yes	No Response	No Response	50%
CROSS RIVER	Yes	Yes	100%	2014-02-18	100%
DELTA	Yes	Yes	100%	2015-02-09	100%
EBONYI	Yes	Yes	100%	3/02/2015	100%
EDO	Yes	Yes	100%	2015-02-17	100%
ENUGU	Yes	Yes	100%	2015-02-25	100%
EKITI	Yes	No	100%	2/7/2015	100%
GOMBE	Yes	Yes	100%	2015-02-06	100%
IMO	Yes	Yes	100%	2015-03-25	100%
JIGAWA	Yes	Yes	100%	2015-02-13	100%
KADUNA	Yes	Yes	100%	2015-02-13	100%
KANO	Yes	Yes	100%	2015-02-10	100%
KASTINA	Yes	Yes	100%	2015-02-07	100%
KEBBI	Yes	Yes	100%	2015-02-12	100%
KOGI	Yes	Yes	100%	2015-02-18	100%
KWARA	Yes	Yes	100%	2015-02-07	100%
LAGOS	Yes	Yes	50%	No Response	75%
NASARAWA	Yes	Yes	100%	2015-02-14	100%
NIGER	Yes	Yes	100%	2015-03-10	100%
ONDO	Yes	Yes	100%	2015-02-17	100%
OGUN	Yes	Yes	100%	2015-03-25	100%
OSUN	Yes	Yes	100%	2015-02-09	100%
OYO	Yes	Yes	100%	2015-03-02	100%
PLATEAU	Yes	Yes	100%	12-03-2015	100%
RIVERS	Yes	Yes	100%	2015-02-06	100%
SOKOTO	Yes	Yes	100%	2015-02-17	100%
TARABA	Yes	Yes	100%	2015-02-10	100%
YOBE	Yes	Yes	100%	2/9/2015	100%
ZAMFARA	Yes	Yes	100%	2015-03-25	100%
FCT	Yes	Yes	100%	2015-02-13	100%
	<b>100%</b>	<b>97%</b>	<b>96%</b>		<b>97%</b>



Table 20: RAC Preparation, February, 2015

STATE	Number of RACs/Super RACs	Transportation Plan Concluded?	Receipt of Transportation Funds	Activation of RACs	Receipt of Funds for the Set Up of RACs	Availability of Functional Generator for RACs	Provision for Hiring of Canopies/ Tables/ Chairs	Preparation of Collation Centres	Response Rating
ABIA	184	Yes	No Response	No Response	Yes	No Response	No Response	Yes	43%
ADAMAWA	226	Yes	No	Yes	Yes	Yes	Yes	Yes	86%
AWKA-IBOM	110	Yes	Yes	Yes	Yes	Yes	Yes	Yes	100%
ANAMBRA	326	Yes	Yes	Yes	Yes	Yes	Yes	Yes	100%
BAUCHI	265	Yes	Yes	Yes	Yes	Yes	No	No	71%
BAYELSA	72	Yes	Yes	Yes	Yes	Yes	Yes	No	86%
BENUE	276	Yes	Yes	No	Yes	Yes	Yes	Yes	86%
BORNO	393	Yes	Yes	Yes	Yes	Yes	No	Yes	86%
CROSS RIVER	193	Yes	Yes	Yes	Yes	Yes	Yes	Yes	100%
DELTA	343	Yes	Yes	No	Yes	Yes	Yes	Yes	86%
EBONYI	171	Yes	Yes	Yes	No	Yes	No	Yes	71%
EDO	192	Yes	Yes	Yes	Yes	Yes	Yes	Yes	100%
ENUGU	109	Yes	Yes	Yes	Yes	Yes	No	Yes	86%
EKITI	177	Yes	Yes	Yes	Yes	Yes	Yes	Yes	100%
GOMBE	114	Yes	No	Yes	Yes	Yes	Yes	Yes	86%
IMO	398	Yes	Yes	Yes	Yes	Yes	Yes	Yes	100%
JIGAWA	287	Yes	Yes	Yes	Yes	Yes	Yes	Yes	100%
KADUNA	255	Yes	Yes	Yes	Yes	Yes	Yes	Yes	100%
KANO	484	Yes	Yes	No	Yes	Yes	Yes	Yes	86%
KASTINA	361	Yes	Yes	No	Yes	Yes	No	Yes	71%
KEBBI	225	Yes	Yes	Yes	Yes	Yes	No	Yes	86%
KOGI	239	Yes	Yes	Yes	Yes	Yes	No	Yes	86%
KWARA	193	Yes	Yes	No	Yes	Yes	No	No	57%

LAGOS	847	Yes	Yes	Yes	Yes	Yes	Yes	Yes	100%
NASARAWA	147	Yes	Yes	Yes	Yes	Yes	Yes	No	0%
NIGER	274	Yes	Yes	Yes	Yes	Yes	Yes	No	86%
ONDO	203	Yes	Yes	Yes	Yes	Yes	Yes	Yes	100%
OGUN	236	Yes	Yes	Yes	Yes	Yes	Yes	Yes	100%
OSUN	332	Yes	No Response	Yes	Yes	Yes	Yes	Yes	86%
OYO	351	Yes	No	Yes	Yes	Yes	No	Yes	71%
PLATEAU	207	Yes	Yes	Yes	Yes	Yes	Yes	Yes	100%
RIVER	72	Yes	No	Yes	Yes	No	No	No	43%
SOKOTO	244	Yes	No	Yes	Yes	Yes	Yes	Yes	86%
TARABA	168	Yes	Yes	Yes	Yes	Yes	Yes	Yes	100%
YOBE	68	Yes	Yes	Yes	Yes	Yes	Yes	Yes	100%
ZAMFARA	147	Yes	Yes	Yes	Yes	Yes	Yes	Yes	100%
FCT	62	Yes	Yes	Yes	Yes	Yes	No	Yes	86%
TOTAL		<b>100%</b>	<b>81%</b>	<b>84%</b>	<b>97%</b>	<b>95%</b>	<b>68%</b>	<b>84%</b>	<b>85%</b>

Table 21: Security Arrangements, February, 2015

STATE	Meeting of State ICCES/LGA ICCES	Forwarding to HQ of Reports of ICCES Meetings	Provision for movement of security	LGA Security challenges	Response Rating
ABIA	Yes	Yes	Yes	Yes	100%
ADAMAWA	Yes	Yes	Yes	Yes	100%
AWKA-IBOM	Yes	Yes	Yes	No Response	75%
ANAMBRA	Yes	No Response	No	No Response	25%
BAUCHI	Yes	Yes	Yes	Yes	100%
BAYELSA	Yes	Yes	No Response	Yes	75%
BENUE	Yes	Yes	No Response	Yes	75%
BORNO	Yes	Yes	No Response	Yes	75%
CROSS RIVER	Yes	Yes	No Response	Yes	75%
DELTA	Yes	Yes	Yes	Yes	100%
EBONYI	Yes	Yes	No Response	Yes	75%
EDO	Yes	Yes	Yes	Yes	100%
ENUGU	Yes	Yes	Yes	Yes	100%
EKITI	Yes	Yes	No Response	Yes	75%
GOMBE	Yes	Yes	No Response	Yes	75%
IMO	No Response	No Response	No Response	No Response	0%
JIGAWA	Yes	Yes	Yes	No	100%
KADUNA	Yes	No	Yes	Yes	75%
KANO	Yes	No Response	No Response	Yes	50%
KASTINA	Yes	Yes	Yes	Yes	100%
KEBBI	Yes	Yes	No Response	Yes	75%
KOGI	Yes	Yes	Yes	Yes	100%
KWARA	Yes	Yes	Yes	No	100%
LAGOS	Yes	Yes	Yes	Yes	100%
NASARAWA	Yes	Yes	Yes	Yes	100%
NIGER	Yes	No Response	Yes	Yes	75%
ONDO	Yes	Yes	Yes	Yes	100%
OGUN	Yes	No	No	No Response	25%
OSUN	Yes	Yes	No Response	No Response	50%
OYO	Yes	Yes	No Response	No Response	50%
PLATEAU	Yes	Yes	Yes	Yes	100%
RIVERS	Yes	Yes	Yes	Yes	100%
SOKOTO	Yes	No Response	No Response	No Response	25%
TARABA	Yes	Yes	Yes	Yes	100%
YOBE	Yes	No Response	Yes	Yes	75%
ZAMFARA	Yes	Yes	Yes	No Response	75%
FCT	Yes	Yes	No Response	Yes	75%
	<b>97%</b>	<b>78%</b>	<b>57%</b>	<b>73%</b>	<b>78%</b>

Table 22: Voter Education Activities, February, 2015

STATE	Receipt of Funds for Voter Education	Translation and Reproduction of Jingles in Local Languages	Airing of Jingles and Periodic Announcement on Radio/TV	Interview on TV/Radio	Production of Voter Education Posters	Production and Distribution of Leaflets	Production and Mounting of VE Banners	Grassroots Voters Education	Interactive Sessions with Traditional, Religious Leaders	Sponsorship of Secondary Schools Electoral Quiz Competition	Support for Voter Education Clubs	VE and Sensitization Programmes with CSOs, PWD etc.	Workshops to Enhance Women's Participation	Response rating
ABIA	Yes	Yes	Yes	Yes	Yes	Yes	Yes	Yes	Yes	Yes	Yes	Yes	Yes	100%
ADAMAWA	Yes	Yes	Yes	Yes	Yes	Yes	Yes	Yes	Yes	No Response	No Response	Yes	Yes	85%
AWKA-IBOM	Yes	Yes	Yes	Yes	Yes	Yes	Yes	Yes	Yes	Yes	Yes	Yes	Yes	100%
ANAMBRA	Yes	Yes	Yes	Yes	Yes	Yes	Yes	Yes	Yes	Yes	Yes	Yes	Yes	100%
BAUCHI	Yes	Yes	Yes	Yes	Yes	No Response	Yes	Yes	Yes	No Response	No Response	Yes	Yes	77%
BAYELSA	Yes	Yes	Yes	Yes	Yes	No	No	Yes	Yes	Yes	No Response	Yes	Yes	77%
BENUE	Yes	Yes	Yes	Yes	Yes	Yes	Yes	Yes	Yes	No Response	Yes	Yes	Yes	92%
BORNO	Yes	Yes	Yes	Yes	Yes	Yes	Yes	Yes	Yes	No Response	No Response	Yes	Yes	85%
CROSS RIVER	Yes	Yes	Yes	Yes	Yes	Yes	No Response	Yes	Yes	No Response	Yes	Yes	Yes	85%
DELTA	Yes	Yes	Yes	Yes	Yes	Yes	Yes	Yes	Yes	No Response	Yes	Yes	Yes	92%
EBONYI	Yes	Yes	Yes	Yes	Yes	Yes	No Response	Yes	Yes	No Response	No Response	Yes	Yes	77%
EDO	Yes	Yes	Yes	Yes	Yes	Yes	No Response	Yes	Yes	No Response	No Response	Yes	Yes	77%
ENUGU	Yes	Yes	Yes	Yes	Yes	Yes	Yes	Yes	Yes	Yes	Yes	Yes	Yes	100%
EKITI	Yes	Yes	Yes	Yes	Yes	Yes	No Response	Yes	Yes	Yes	No	Yes	Yes	85%
GOMBE	Yes	Yes	Yes	Yes	Yes	Yes	Yes	Yes	Yes	Yes	Yes	Yes	Yes	100%
IMO	Yes	Yes	Yes	Yes	Yes	Yes	Yes	Yes	Yes	Yes	Yes	Yes	Yes	100%
JIGAWA	Yes	Yes	Yes	Yes	Yes	Yes	Yes	Yes	Yes	Yes	Yes	Yes	Yes	100%
KADUNA	Yes	Yes	Yes	Yes	Yes	Yes	No Response	Yes	Yes	Yes	Yes	Yes	Yes	92%
KANO	Yes	Yes	Yes	Yes	Yes	Yes	Yes	Yes	Yes	No	No Response	Yes	Yes	85%

										Response				
KASTINA	Yes	Yes	Yes	Yes	Yes	Yes	Yes	Yes	Yes	Yes	Yes	Yes	Yes	100%
KEBBI	Yes	Yes	Yes	Yes	Yes	Yes	Yes	Yes	Yes	Yes	Yes	Yes	Yes	100%
KOGI	Yes	Yes	Yes	Yes	Yes	Yes	Yes	Yes	Yes	Yes	Yes	Yes	Yes	100%
KWARA	Yes	Yes	Yes	Yes	Yes	No Response	Yes	Yes	Yes	No Response	No Response	Yes	Yes	77%
LAGOS	Yes	Yes	Yes	Yes	Yes	Yes	No Response	Yes	Yes	No	No	Yes	Yes	77%
NASARAWA	Yes	Yes	Yes	Yes	Yes	Yes	No Response	Yes	Yes	Yes	Yes	Yes	Yes	92%
NIGER	Yes	Yes	Yes	Yes	Yes	Yes	Yes	Yes	Yes	No Response	No Response	Yes	Yes	85%
ONDO	Yes	Yes	Yes	Yes	Yes	Yes	Yes	Yes	Yes	No Response	No Response	Yes	Yes	85%
OGUN	Yes	Yes	Yes	Yes	Yes	Yes	No	Yes	Yes	No	Yes	Yes	Yes	85%
OSUN	Yes	Yes	Yes	Yes	Yes	Yes	Yes	Yes	Yes	No Response	No Response	Yes	Yes	85%
OYO	Yes	Yes	Yes	Yes	Yes	Yes	Yes	Yes	Yes	Yes	Yes	Yes	Yes	100%
PLATEAU	Yes	Yes	Yes	Yes	Yes	Yes	Yes	Yes	Yes	Yes	Yes	Yes		92%
RIVERS	Yes	Yes	Yes	Yes	Yes	Yes	Yes	Yes	Yes	Yes	Yes	Yes	Yes	100%
SOKOTO	Yes	Yes	Yes	Yes	Yes	Yes	No	Yes	No	No Response	No	No	No	54%
TARABA	Yes	Yes	Yes	Yes	Yes	Yes	Yes	Yes	Yes	No	No	Yes	Yes	85%
YOBE	Yes	Yes	Yes	Yes	Yes	Yes	Yes	Yes	Yes	Yes	Yes	Yes	Yes	100%
ZAMFARA	Yes	Yes	Yes	Yes	Yes	Yes	Yes	Yes	Yes	No Response	Yes	Yes	Yes	92%
FCT	Yes	Yes	Yes	Yes	Yes	Yes	Yes	Yes	Yes	Yes	Yes	Yes	Yes	100%
		<b>100%</b>	<b>100%</b>	<b>100%</b>	<b>100%</b>	<b>92%</b>	<b>73%</b>	<b>100%</b>	<b>97%</b>	<b>51%</b>	<b>59%</b>	<b>97%</b>	<b>95%</b>	<b>90%</b>

Table 23: Legal Requirements I (Presidential & NASS Elections), February, 2015

States	Was Official Register for Election Published?	Was the Location of PUs Displayed?	Has list of Candidate been published?	Has Notice of Poll been issued?	Have parties submitted names of their Agents?	Was there Issuance/adoption of election guidelines?	Response Rating
ABIA	100%	100%	100%	100%	100%	100%	100%
ADAMAWA	100%	100%	100%	100%	100%	100%	100%
AWKA-IBOM	100%	100%	100%	100%	100%	100%	100%
ANAMBRA	100%	100%	100%	100%	100%	100%	100%
BAUCHI	100%	100%	100%	100%	100%	100%	100%
BAYELSA	100%	100%	100%	100%	100%	100%	100%
BENUE	100%	100%	100%	100%	100%	100%	100%
BORNO	100%	100%	100%	100%	100%	100%	100%
CROSS RIVER	100%	100%	100%	100%	100%	100%	100%
DELTA	100%	100%	100%	100%	100%	100%	100%
EBONY	100%	100%	100%	100%	100%	100%	100%
EDO	100%	100%	100%	100%	100%	100%	100%
ENUGU	100%	100%	100%	100%	100%	100%	100%
EKITI	100%	100%	100%	100%	100%	100%	100%
GOMBE	100%	100%	100%	100%	100%	100%	100%
IMO	100%	100%	100%	100%	100%	100%	100%
JIGAWA	100%	100%	100%	100%	100%	100%	100%
KADUNA	100%	100%	100%	100%	100%	100%	100%
KANO	100%	100%	100%	100%	100%	100%	100%
KASTINA	100%	100%	100%	100%	100%	100%	100%

KEBBI	100%	100%	100%	100%	100%	100%	100%
KOGI	100%	100%	100%	100%	100%	100%	100%
KWARA	100%	100%	100%	100%	100%	100%	100%
LAGOS	100%	100%	100%	100%	100%	100%	100%
NASARAWA	100%	100%	100%	100%	100%	100%	100%
NIGER	100%	100%	100%	100%	100%	100%	100%
ONDO	100%	100%	100%	100%	100%	100%	100%
OGUN	100%	100%	100%	100%	100%	100%	100%
OSUN	100%	100%	100%	100%	100%	100%	100%
OYO	100%	100%	100%	100%	100%	100%	100%
PLATEAU	100%	100%	100%	100%	100%	100%	100%
RIVER	100%	100%	100%	100%	100%	100%	100%
SOKOTO	100%	100%	100%	100%	100%	100%	100%
TARABA	100%	100%	100%	100%	100%	100%	100%
YOBE	100%	100%	100%	100%	100%	100%	100%
ZAMFARA	100%	100%	100%	100%	100%	100%	100%
FCT	100%	100%	100%	100%	100%	100%	100%
	37	37	37	37	37	37	
	<b>100%</b>	<b>100%</b>	<b>100%</b>	<b>100%</b>	<b>100%</b>	<b>100%</b>	<b>100%</b>

Table 24: Legal Requirements II (Governorship & State House Elections) February, 2015

States	Was Official Register for Election Published?	Was the Location of PUs Displayed?	Has list of Candidate been published?	Has Notice of Poll been issued?	Have parties submitted names of their Agents?	Was there Issuance/adoption of election guidelines?	Response Rating
ABIA	100%	100%	100%	100%	100%	100%	100%
ADAMAWA	100%	100%	100%	100%	100%	100%	100%
AWKA-IBOM	100%	100%	100%	100%	100%	100%	100%
ANAMBRA	100%	100%	100%	100%	100%	100%	100%
BAUCHI	100%	100%	100%	100%	100%	100%	100%
BAYELSA	100%	100%	100%	100%	100%	100%	100%
BENUE	100%	100%	100%	100%	100%	100%	100%
BORNO	100%	100%	100%	100%	100%	100%	100%
CROSS RIVER	100%	100%	100%	100%	100%	100%	100%
DELTA	100%	100%	100%	100%	100%	100%	100%
EBONY	100%	100%	100%	100%	100%	100%	100%
EDO	100%	100%	100%	100%	100%	100%	100%
ENUGU	100%	100%	100%	100%	100%	100%	100%
EKITI	100%	100%	100%	100%	100%	100%	100%
GOMBE	100%	100%	100%	100%	100%	100%	100%
IMO	100%	100%	100%	100%	100%	100%	100%
JIGAWA	100%	100%	100%	100%	100%	100%	100%
KADUNA	100%	100%	100%	100%	100%	100%	100%
KANO	100%	100%	100%	100%	100%	100%	100%
KASTINA	100%	100%	100%	100%	100%	100%	100%



KEBBI	100%	100%	100%	100%	100%	100%	100%
KOGI	100%	100%	100%	100%	100%	100%	100%
KWARA	100%	100%	100%	100%	100%	100%	100%
LAGOS	100%	100%	100%	100%	100%	100%	100%
NASARAWA	100%	100%	100%	100%	100%	100%	100%
NIGER	100%	100%	100%	100%	100%	100%	100%
ONDO	100%	100%	100%	100%	100%	100%	100%
OGUN	100%	100%	100%	100%	100%	100%	100%
OSUN	100%	100%	100%	100%	100%	100%	100%
OYO	100%	100%	100%	100%	100%	100%	100%
PLATEAU	100%	100%	100%	100%	100%	100%	100%
RIVER	100%	100%	100%	100%	100%	100%	100%
SOKOTO	100%	100%	100%	100%	100%	100%	100%
TARABA	100%	100%	100%	100%	100%	100%	100%
YOBE	100%	100%	100%	100%	100%	100%	100%
ZAMFARA	100%	100%	100%	100%	100%	100%	100%
FCT	100%	100%	100%	100%	100%	100%	100%
	37	37	37	37	37	37	
	<b>100%</b>	<b>100%</b>	<b>100%</b>	<b>100%</b>	<b>100%</b>	<b>100%</b>	<b>100%</b>

Table 25: Public Enlightenment Programmes February, 2015

States	Poster/ Handbills	Jingles	Talk Show & Interview	Stakeholder For States	Establishment of State Media Centre	Press Conference	Has Meeting of SICVEP Meeting been Held	Has Meeting of SICVEP Meeting been Forwarded to HQ	Response Rating
ABIA	100%	100%	100%	100%	100%	100%	100%	100%	100%
ADAMAWA	100%	100%	100%	100%	100%	100%	100%	100%	100%
AKWA IBOM	100%	100%	100%	100%	100%	100%	100%	100%	100%
ANAMBRA	100%	100%	100%	100%	100%	100%	100%	100%	100%
BAYELSA	100%	100%	100%	100%	100%	100%	100%	100%	100%
BAUCHI	100%	100%	100%	100%	100%	100%	100%	100%	100%
BENUE	100%	100%	100%	100%	100%	100%	100%	100%	100%
BORNO	100%	100%	100%	100%	100%	0%	100%	100%	88%
CROSS RIVER	0%	0%	0%	0%	0%	0%	0%	0%	0%
DELTA	100%	100%	100%	100%	100%	100%	100%	100%	100%
EDO	100%	100%	100%	100%	100%	100%	100%	100%	100%
ENUGU	100%	100%	100%	100%	100%	100%	100%	100%	100%
EKITI	100%	100%	100%	100%	100%	100%	100%	100%	100%
EBONYI	0%	0%	0%	0%	0%	0%	0%	0%	0%
GOMBE	100%	100%	100%	100%	0%	100%	100%	100%	88%
IMO	100%	100%	100%	100%	100%	100%	100%	100%	100%
JIGAWA	100%	100%	100%	100%	100%	100%	100%	100%	100%
KADUNA	100%	100%	100%	100%	100%	100%	100%	100%	100%
KANO	100%	100%	100%	100%	100%	100%	100%	100%	100%

KATSINA	100%	100%	100%	100%	100%	100%	100%	100%	100%
KEBBI	100%	100%	100%	100%	100%	100%	100%	100%	100%
KOGI	100%	100%	0%	100%	100%	100%	100%	100%	88%
KWARA	100%	100%	100%	100%	100%	100%	100%	100%	100%
LAGOS	100%	100%	100%	100%	100%	100%	100%	100%	100%
NASARAWA	100%	100%	100%	100%	100%	100%	100%	100%	100%
NIGER	100%	100%	100%	100%	100%	100%	100%	100%	100%
OGUN	100%	100%	100%	0%	0%	0%	0%	0%	38%
ONDO	0%	0%	0%	0%	0%	0%	0%	0%	0%
OSUN	100%	100%	100%	100%	100%	100%	100%	100%	100%
OYO	100%	100%	100%	100%	0%	100%	100%	100%	88%
PLATEAU	100%	100%	100%	100%	100%	100%	100%	100%	100%
RIVER	100%	100%	100%	100%	100%	100%	100%	100%	100%
SOKOTO	100%	100%	100%	100%	100%	100%	100%	100%	100%
TARABA	100%	100%	100%	100%	100%	100%	100%	100%	100%
YOBE	100%	100%	100%	100%	100%	100%	100%	100%	100%
ZAMFARA	100%	100%	100%	100%	100%	100%	100%	100%	100%
<b>FCT</b>	100%	100%	100%	100%	100%	100%	100%	100%	100%
	<b>92%</b>	<b>92%</b>	<b>89%</b>	<b>89%</b>	<b>84%</b>	<b>86%</b>	<b>89%</b>	<b>89%</b>	<b>89%</b>

Table 26: Distribution of None-Sensitive Materials I, February, 2015

STATE	Total No. of New Non-Collapsible Ballot Boxes Received	Total No. of Collapsible Ballot Boxes Received	Total No. of Voting Cubicles Received	Number of Ballot Papers to be Delivered	Number of Form EC 17 -Oath form	Number of Posters EC 30D Collation Centre Poster	Number of EC 40C - Statement of Unused Ballot Paper Form	Number of Scissors
ABIA	6926	No Response	1844	No Response	No Response	No Response	7473	3397
ADAMAWA	7510	No Response	No Response	21	32456	1132	7468	3734
AWKA-IBOM	7626	311	3477	No Response	No Response	1596	7626	3813
ANAMBRA	11688	1500	0	0	47329	1564	10268	5134
BAUCHI	11280	993	5619	993	19403	1112	11238	5619
BAYELSA	3920	647	1600	7701	4355	580	3920	1960
BENUE	10262	No Response	1865	3688	44424	1372	10256	5128
BORNO	8716	4358	4358	No Response	25195	1062	13574	4358
CROSS RIVER	5648	2886	3852	No Response	24058	992	2092	2824
DELTA	10081	1500	1600	No Response	41076	1500	9594	4560
EBONYI	4648	104	1792	No Response	20050	868	4472	1668
EDO	7330	2000	3004	No Response	31252	936	7326	3665
EKITI	4854	2288	2676	732021	19196	812	4634	2311
ENUGU	3361	1000	1875	0	27902	1244	6646	3323
GOMBE	5521	No Response	1226	No Response	23450	632	5502	2751
IMO	8200	809	2465	1855172	No Response	No Response	No Response	4056
JIGAWA	8040	4038	3341	5493948	35542	1432	8392	4196
KADUNA	14976	7409	7513	17036	57878	1324	16141	8196
KANO	20772	1864	7550	No Response	16000	2380	21842	10921
KASTINA	11900	No Response	1887	2840654	55272	1788	12848	6424
KEBBI	6492	No Response	1209	1470648	28700	1124	6670	3335
KOGI	6138	1412	2000	No Response	26466	1188	6268	3447
KWARA	5144	67	1872	No Response	22300	968	5114	2572
LAGOS	25199	6066	9919	No Response	118782	1340	24044	12472
NASARAWA	7200	2725	0	11020	24330	768	5544	2760
NIGER	10696	514	No Response	No Response	No Response	1356	10694	534
OGUN	4220	2500	4800	0	37258	1076	8682	4010

ONDO	7082	3200	3395	No Response	33504	8209	7186	3551
OSUN	6806	1072	3379	No Response	28566	1600	6806	3379
OYO	11240	4505	3200	No Response	51076	1732	11970	5985
PLATEAU	8082	4041	4041	2003046	4041	257	8262	4041
RIVER	3920	No Response	No Response	2441492	No Response	580	3920	1960
SOKOTO	13944	926	2710	1664984	40322	1244	9234	4617
TARABA	5650	556	1863	No Response	24478	868	4632	2816
YOBE	No Response	No Response	926	1034044	9292	60	2323	2323
ZAMFARA	6260	888	3130	No Response	12520	181	2516	3130
FCT	3868	No Response	1657	No Response	6468	284	3806	1886
<b>TOTAL</b>	<b>305200</b>	<b>60179</b>	<b>101645</b>	<b>19576468</b>	<b>992941</b>	<b>45161</b>	<b>298983</b>	<b>150856</b>

Table 27: Distribution of None-Sensitive Materials II, February 2015

STATE	Number of Marker Pen	Number of Liquid gum	Number of masking tape	Number of Apron vests for Ad-hoc staff	Number of rubber stamps for Returning Officers	Number of Form EC 25B - Electoral Receipt: Wards and Units	Number of Poster EC 30A - Polling Station Poster	Number of Poster EC 30B - Polling Zone
ABIA	3397	3397	3397	9049	No Response	18684	11770	13088
ADAMAWA	3734	3734	3734	14316	36	37340	11476	14936
AWKA-IBOM	3813	3813	3813	No Response	No Response	19065	15252	15252
ANAMBRA	5134	5134	5134	14102	0	28237	62536	19448
BAUCHI	5619	5619	5619	19046	No Response	23745	16296	18996
BAYELSA	1960	1960	1960	9151	74	9800	7840	7840
BENUE	6960	5128	5128	11698	No Response	25640	20512	20512
BORNO	8716	5644	5644	25195	50	1017	8716	8716
CROSS RIVER	2824	1778	1046	6124	No Response	28240	25907	31182
DELTA	4797	4797	4797	13631	44	25000	19188	19188
EBONYI	2336	2336	2336	8664	No Response	22930	7854	3880
EDO	3665	3665	3665	No Response	36	18352	14660	14660
EKITI	2311	2311	1700	8272	36	25488	16000	18000
ENUGU	4236	3323	3323	12509	11	33610	26292	12646
GOMBE	2751	2751	5502	10677	34	27510	8872	11004
IMO	4056	4056	4050	5046	No Response	400	16000	22579
JIGAWA	4196	4196	0	656	331	20980	16784	16784
KADUNA	8196	8057	No Response	No Response	No Response	40285	32228	22026
KANO	10921	10921	10921	0	No Response	54605	35526	43684
KASTINA	7680	4464	No Response	No Response	No Response	32120	25696	15894
KEBBI	3335	3335	No Response	No Response	No Response	16675	No Response	4796
KOGI	3134	3447	3134	10101	9	15670	12536	12536
KWARA	2572	2829	2560	7900	1050	25720	10288	10288
LAGOS	12472	12472	11448	14114	40	124720	48000	32000
NASARAWA	2772	2772	5544	2772	0	13860	11088	11088
NIGER	5347	5347	5203	No Response	No Response	26735	140000	21388
OGUN	4010	4010	7363	21705	39	21705	12000	17364
ONDO	3792	3596	2400	15259	13	19762	13240	15809

OSUN	3403	3403	3403	2484	No Response	17015	12040	13612
OYO	5985	No Response	6584	8041	50	32918	21050	26334
PLATEAU	4041	4041	4041	9820	36	2025	16164	16164
RIVER	1960	No Response	3920	No Response	No Response	No Response	No Response	7840
SOKOTO	4617	4617	41477	No Response	No Response	23085	18468	12398
TARABA	2816	2000	2816	980	No Response	28160	7648	11264
YOBE	2323	2350	4646	11615	55	2509	2323	2323
ZAMFARA	3130	3130	3130	No Response	No Response	2663	2516	3130
FCT	1886	1886	1886	6895	2	9740	2248	7544
<b>TOTAL</b>	<b>164897</b>	<b>146319</b>	<b>181324</b>	<b>279822</b>	<b>1946</b>	<b>876010</b>	<b>729014</b>	<b>576193</b>

Table 28: Distribution of None-Sensitive Materials III, February, 2015

STATE	Number of Form EC 40B - Spoilt, Rejected Ballot Paper Form	Number of INEC Sticker - Election Duty	Number of Seal - For Non Collapsible Ballot Boxes	Number of Indelible Ink - Marker Pen	Number of Rubber Stamp	Number of Twine Rope	Number of Life Jacket	Number of Posters EC 30C - Voting in Progress Poster
ABIA	7474	2024	7473	12748	6063	7474	No Response	7474
ADAMAWA	7468	3800	9000	14936	6342	12322	177	16430
AWKA-IBOM	1596	5000	30504	15252	2981	7626	1000	25164
ANAMBRA	20532	3500	3000	10266	0	20536	800	33882
BAUCHI	9498	5900	112800	18996	9498	9498	No Response	9498
BAYELSA	No Response	5250	39200	7840	1804	4312	1900	4312
BENUE	10000	No Response	102500	20512	8816	10256	500	7276
BORNO	21790	10544	14074	16716	8716	8716	1250	37248
CROSS RIVER	No Response	3000	11296	18770	5107	11298	560	18636
DELTA	No Response	4000	97416	19188	3624	9656	2000	31659
EBONYI	9172	2000	20557	10278	4121	9344	300	5139
EDO	No Response	9600	120928	14660	No Response	7326	500	15116
EKITI	10000	3360	19416	15380	4770	4708	No Response	10194
ENUGU	13444	3000	34351	4236	6617	13292	0	21930
GOMBE	5502	3200	11250	11004	4969	5502	No Response	5656
IMO	4100	3000	7311	7740	No Response	14092	300	26769
JIGAWA	8170	2870	40200	16784	7719	8392	0	27693
KADUNA	No Response	7101	56392	28196	5009	14098	400	14098
KANO	No Response	5224	103360	43684	2500	10921	0	24026
KASTINA	No Response	6901	44132	25696	1022	14139	No Response	42396
KEBBI	No Response	3398	2224	19000	No Response	6670	600	22011
KOGI	No Response	No Response	6280	12536	3674	2268	500	5096
KWARA	4144	No Response	36000	10288	1050	5144	No Response	16974
LAGOS	50000	4900	124772	82810	5905	49888	700	82314



NASARAWA	0	0	0	0	0	5544	200	18294
NIGER	No Response	No Response	No Response	No Response	No Response	10694	500	21388
OGUN	17304	2596	7601	21204	7544	9550	300	28650
ONDO	7905	2277	28328	15809	11890	3952	1200	7905
OSUN	6806	No Response	6806	23482	3010	13612	375	6808
OYO	12969	3861	9016	26334	19709	12969	No Response	12969
PLATEAU	9090	4300	8082	4041	7176	8082	0	8082
RIVER	No Response	No Response	3920	No Response	1804	3920	1500	No Response
SOKOTO	No Response	No Response	140000	No Response	No Response	No Response	No Response	30471
TARABA	4632	No Response	9000	11264	No Response	11264	No Response	18585
YOBE	2323	2550	2323	2323	6969	4646	2380	2323
ZAMFARA	No Response	1470	6260	15708	No Response	3927	200	2516
FCT	3772	No Response	18860	No Response	2567	3772	No Response	3772
<b>TOTAL</b>	<b>247691</b>	<b>114626</b>	<b>1294632</b>	<b>577681</b>	<b>160976</b>	<b>359410</b>	<b>18142</b>	<b>672754</b>

Table 29: Distribution of None-Sensitive Materials IV, March 20, 2015

STATE	Number of Envelop for Tendered Ballot Paper	Number of Blue Biro	Number of Micro Drip Dry Ink	Number of Cello Tape	Number Masking Tape	Number of Laminated I.D. for Ad-hoc Staff	Number of Rechargeable/Solar Power Lamp	Number of Seal for Non-Collapsible Ballot Boxes
ABIA	2500	31931	10261	3737	3397	7011	No Response	7473
ADAMAWA	2608	24598	32860	6590	3734	3734	350	350
AWKA-IBOM	2982	32576	15252	3813	3813	13768	No Response	30504
ANAMBRA	4350	26647	39249	5134	5134	24000	0	11295
BAUCHI	4074	9922	18996	4749	4749	20931	410	No Response
BAYELSA	1984	4745	8624	1960	1960	10119	No Response	39200
BENUE	17000	44428	30000	5128	5128	3688	No Response	15000
BORNO	No Response	26148	No Response	5644	5644	No Response	No Response	No Response
CROSS RIVER	4566	29706	27296	2824	1046	10114	No Response	5648
DELTA	3624	52694	26000	4797	4797	16842	No Response	97416
EBONYI	8156	22064	10278	2570	2336	24244	247	7311
EDO	2626	31668	7330	3665	3665	12584	No Response	120928
EKITI	8000	21116	13170	4634	1700	3925	203	19416
ENUGU	2600	33050	29650	6646	3323	16000	323	26600
GOMBE	2218	23450	11004	2751	2751	20942	350	15510
IMO	3500	41114	No Response	8924	4050	No Response	420	1618
JIGAWA	12255	35542	31054	4196	0	19975	0	40200
KADUNA	No Response	56392	28196	7049	No Response	34373	No Response	56392
KANO	8881	94230	48052	10921	2916	48911	0	103360
KASTINA	21200	55272	9804	6424	No Response	29074	No Response	22016
KEBBI	No Response	28760	19000	3335	No Response	No Response	No Response	2224
KOGI	2548	20500	No Response	3134	3134	13795	No Response	10000
KWARA	2329	22300	15000	2356	2500	14976	No Response	10000
LAGOS	41200	137971	67000	24944	11448	56848	1100	24604
NASARAWA	9200	24310	No Response	2772	2772	No Response	0	0
NIGER	No Response	46768	No Response	10550	5347	No Response	2000	9956
OGUN	5000	40984	19100	4341	2365	20236	279	7601
ONDO	3310	33504	15809	3952	2400	19621	311	31618
OSUN	3010	29100	13516	3379	3379	15000	360	6806
OYO	5262	56184	26334	6584	6584	31378	416	9016

PLATEAU	4041	32328	16164	4041	4041	24084	0	8082
RIVER	No Response	16314	19840	No Response	3920	7368	No Response	39200
SOKOTO	No Response	40323	101000	4617	41477	45302	3000	1852
TARABA	1912	32456	17000	3734	2816	10360	No Response	9000
YOBE	23230	6969	4646	2323	2323	11615	2423	2323
ZAMFARA	3130	2516	2516	3130	No Response	11781	No Response	29312
FCT	No Response	16468	7544	1886	1933	No Response	No Response	1600
<b>TOTAL</b>	<b>217296</b>	<b>1285048</b>	<b>741545</b>	<b>187234</b>	<b>156582</b>	<b>602599</b>	<b>12192</b>	<b>823431</b>

Table 30: Distribution of None-Sensitive Materials V, February, 2015

STATE	Number of Seal for Collapsible Ballot Boxes	Number of Polling Unit Material Checklist	Number of Ballot Box Stickers	Number of Material Return Receipt - EC25A(1)	Number of Poster 30C - Voting in Progress Poster	Number of Form EC 40D - (Undertaking with regards to Impersonation) Form	Number of Envelopes EC 50A - for Miscellaneous Election Materials
ABIA	No Response	3187	22420	300	7474	7474	7133
ADAMAWA	3000	4000	16430	988	988	16430	7841
AWKA-IBOM	1650	2982	No Response	15252	25164	115500	8007
ANAMBRA	0	10266	0	500	33882	168000	0
BAUCHI	4749	4749	28494	23745	9498	9498	4749
BAYELSA	647	1804	7680	No Response	4312	4312	4312
BENUE	3800	11064	51280	552	10256	160000	10768
BORNO	1986	No Response	No Response	No Response	37248	175000	No Response
CROSS RIVER	11148	4566	28240	633	18636	90000	5930
DELTA	3000	3624	47970	No Response	31659	151000	10073
EBONYI	208	2293	15418	405	5139	5139	4905
EDO	4000	2627	36650	200	15116	37790	7558
EKITI	3240	No Response	50974	No Response	15291	48531	4865
ENUGU	2000	3361	33230	500	21930	0	6072
GOMBE	2218	6000	16506	250	5656	5502	5777
IMO	7305	4100	40560	400	26769	20000	8538
JIGAWA	2798	20980	42000	942	27693	294	8811
KADUNA	5372	10202	42294	778	53173	250000	16919
KANO	3728	8074	72079	0	24026	24026	24052
KASTINA	4282	4901	64240	790	42396	200000	13490
KEBBI	No Response	2398	33350	492	22011	No Response	70003
KOGI	2824	7644	31340	478	5096	100000	6581
KWARA	20000	5616	25720	32	20718	80000	5401
LAGOS	11240	24944	100000	No Response	82314	397000	26191
NASARAWA	16632	4485	27720	294	20584	86000	5821
NIGER	12	9555	53470	1548	6370	No Response	No Response
OGUN	8578	8682	43410	200	28000	8682	8682
ONDO	2200	675	23714	495	7905	7905	7905
OSUN	4180	6806	13516	1448	22458	6758	340

OYO	3900	No Response	39501	200	12969	13167	12568
PLATEAU	2560	7893	4545	414	8082	140000	4250
RIVER	No Response	No Response	No Response	No Response	12936	No Response	No Response
SOKOTO	No Response	No Response	40170	40000	30471	No Response	No Response
TARABA	3000	No Response	29160	No Response	18585	88000	5913
YOBE	2323	2323	2323	195	2323	13938	2323
ZAMFARA	2618	2516	39270	322	300	121000	2516
FCT	1600	1686	11316	136	3772	3772	3772
<b>TOTAL</b>	<b>146798</b>	<b>194003</b>	<b>1134990</b>	<b>92489</b>	<b>721200</b>	<b>2554718</b>	<b>322066</b>

Table 31: Distribution of None-Sensitive Materials VI, February, 2015

STATE	Number of Envelopes EC 50B - for Register of Voters	Number of Envelopes EC 50C - for Unused Ballot Papers	Number of Envelopes EC 50D - for Ballot Paper Account form	Number of Election Bag	Number of Result Papers to be Delivered	%
ABIA	3737	11210	3737	3320	No Response	82%
ADAMAWA	7841	13692	13692	3847	21	96%
AWKA-IBOM	8007	15645	15645	3823	No Response	86%
ANAMBRA	0	0	0	5201	No Response	98%
BAUCHI	4749	14247	4749	4749	44985	94%
BAYELSA	2156	6468	2156	2245	No Response	92%
BENUE	10768	19362	19362	5315	No Response	90%
BORNO	No Response	No Response	No Response	5795	No Response	72%
CROSS RIVER	5930	11985	11985	2825	No Response	90%
DELTA	10073	19026	19026	4753	No Response	90%
EBONYI	2570	9371	2570	2433	No Response	94%
EDO	7558	13791	7558	3386	8563	90%
EKITI	5097	5097	5097	2427	No Response	92%
ENUGU	2711	15529	15529	3386	0	100%
GOMBE	2751	8253	2751	2883	No Response	92%
IMO	8538	18495	18495	2700	No Response	84%
JIGAWA	8538	18516	18516	4313	0	100%
KADUNA	16919	26782	26782	8332	26961	86%
KANO	12013	36039	12013	10789	0	94%
KASTINA	13490	25730	25730	6682	6365	84%
KEBBI	70003	12589	12589	3089	No Response	72%
KOGI	3442	10347	3447	3138	No Response	88%
KWARA	5401	9828	9828	2046	No Response	90%
LAGOS	26191	44425	44425	12125	No Response	94%
NASARAWA	5821	7848	7848	2865	No Response	94%
NIGER	No Response	No Response	No Response	No Response	No Response	60%
OGUN	9116	16868	16868	4199	No Response	98%
ONDO	3952	11857	3952	3554	No Response	96%
OSUN	34303	5918	3403	3379	No Response	92%
OYO	12568	25110	25110	3842	No Response	90%
PLATEAU	4041	6000	4041	2631	4321	100%
RIVER	15000	No Response	No Response	2245	No Response	52%
SOKOTO	No Response	No Response	No Response	4742	No Response	66%
TARABA	5913	10913	10038	2940	No Response	82%
YOBE	2323	2323	2323	2450	No Response	94%
ZAMFARA	3130	6260	6260	3130	2516	86%
FCT	1886	2950	1886	1916	No Response	82%
<b>TOTAL</b>	<b>336536</b>	<b>462474</b>	<b>377411</b>	<b>147495</b>	<b>93732</b>	<b>88%</b>

Table 32: Training of Electoral Officers, February, 2015

States	Status (Attendance)	Receipt of Training Materials?	Response Rating
ABIA	100%	100%	100%
ADAMAWA	100%	100%	100%
AWKA-IBOM	100%	100%	100%
ANAMBRA	100%	100%	100%
BAUCHI	100%	100%	100%
BAYELSA	100%	100%	100%
BENUE	100%	100%	100%
BORNO	100%	100%	100%
CROSS RIVER	100%	100%	100%
DELTA	100%	100%	100%
EBONYI	100%	100%	100%
EDO	100%	100%	100%
ENUGU	100%	100%	100%
EKITI	100%	100%	100%
GOMBE	100%	100%	100%
IMO	100%	100%	100%
JIGAWA	100%	100%	100%
KADUNA	100%	100%	100%
KANO	100%	100%	100%
KASTINA	100%	100%	100%
KEBBI	100%	100%	100%
KOGI	100%	100%	100%
KWARA	100%	100%	100%
LAGOS	100%	100%	100%
NASARAWA	100%	100%	100%
NIGER	100%	100%	100%
ONDO	100%	100%	100%
OGUN	100%	100%	100%
OSUN	100%	100%	100%
OYO	100%	100%	100%
PLATEAU	100%	100%	100%
RIVER	100%	100%	100%
SOKOTO	100%	100%	100%
TARABA	100%	100%	100%
YOBE	100%	100%	100%
ZAMFARA	100%	100%	100%
FCT	100%	100%	100%
	100%	100%	<b>100%</b>

Table 33: Training of Presiding/Assistant Presiding Officers, February, 2015

States	Total Attendance	Receipt of Training Materials?	Condition of Training Venue	Response Rating
ABIA	0	0%	0%	0%
ADAMAWA	325080	100%	100%	100%
AWKA-IBOM	17700	100%	100%	100%
ANAMBRA	0	100%	100%	83%
BAUCHI	12360	100%	100%	100%
BAYELSA	0	0%	0%	0%
BENUE	18717	100%	100%	100%
BORNO	0	0%	0%	0%
CROSS RIVER	10685	100%	100%	100%
DELTA	16315	100%	100%	100%
EBONYI	0	0%	0%	0%
EDO	11400	100%	100%	100%
ENUGU	11100	100%	100%	100%
EKITI	0	100%	100%	83%
GOMBE	10380	100%	100%	100%
IMO	0	0%	0%	0%
JIGAWA	16080	100%	100%	100%
KADUNA	29099	100%	96%	100%
KANO	0	100%	100%	83%
KASTINA	23760	100%	100%	100%
KEBBI	16320	100%	100%	100%
KOGI	13320	100%	100%	100%
KWARA	183474	100%	100%	100%
LAGOS	0	0%	0%	0%
NASARAWA	0	100%	100%	83%
NIGER	18240	100%	100%	100%
ONDO	15905	100%	100%	100%
OGUN	0	100%	100%	83%
OSUN	15600	100%	100%	100%
OYO	22560	100%	100%	100%
PLATEAU	16164	100%	100%	100%
RIVERS	26998	100%	100%	100%
SOKOTO	14160	100%	100%	100%
TARABA	11723	100%	100%	100%
YOBE	2760	100%	100%	100%
ZAMFARA	12600	100%	100%	100%
FCT	0	0%	0%	0%
	872500	81%	51%	79%



Table 34: Training of Supervising Presiding Officers, March 20, 2015

States	Total Attendance	Receipt of training materials?	Condition Of Training Venue	Response Rating
ABIA	0	100%	0	35%
ADAMAWA	250	Yes	Adequate	100%
AWKA-IBOM	400	0%	Adequate	65%
ANAMBRA	484	Yes	0	70%
BAUCHI	427	Yes	Adequate	100%
BAYELSA	240	Yes	Inadequate	80%
BENUE	575	Yes	Adequate	100%
BORNO	0	Yes	Adequate	65%
CROSS RIVER	554	Yes	Inadequate	80%
DELTA	392	Yes	Adequate	100%
EBONYI	232	Yes	Inadequate	80%
EDO	891	0	Adequate	65%
ENUGU	354	Yes	Inadequate	80%
EKITI	0	Yes	Inadequate	45%
GOMBE	240	Yes	Adequate	100%
IMO	0	Yes	Adequate	65%
JIGAWA	540	Yes	Adequate	100%
KADUNA	510	Yes	Adequate	100%
KANO	1175	Yes	Adequate	100%
KASTINA	391	Yes	Adequate	100%
KEBBI	364	0	Adequate	65%
KOGI	0	Yes	0	35%
KWARA	400	Yes	Adequate	100%
LAGOS	888	Yes	Adequate	100
NASARAWA	650	Yes	Adequate	100%
NIGER	420	Yes	Adequate	100%
ONDO	462	Yes	Adequate	100%
OGUN	450	Yes	Inadequate	80%
OSUN	316	Yes	Adequate	100%
OYO	478	Yes	Adequate	100%
PLATEAU	276	Yes	Adequate	100%
RIVER	330	Yes	Adequate	100%
SOKOTO	319	Yes	Adequate	100%
TARABA	193	Yes	Inadequate	80%
YOBE	226	Yes	Adequate	100%
ZAMFARA	253	Yes	Adequate	100%
FCT	0	Yes	Adequate	65%
	13680	89%	78%	85%

**(b) Red Zone Period**

The Red zone period has 12 days timeline for the implementation of critical electoral activities. In the 1<sup>st</sup> 9 days in the Red zone timeline, the Commission confirms the implementation status of activities in order to identify potential threats to the elections. This is the final readiness assessment check and affords the Commission the opportunity to put in place corrective measures where gaps exist in the election plans.

The Election Day is the culmination of the entire planning processes and preparative activities (including Amber zone activities) for the election. The Election Day is a very critical

period in the Red zone timelines. Post-election activities commences immediately after polling but under the Red zone timelines, important activities that are stringed to the Election Day activities are been monitored in the last 2 days of the Red Zone periods.

For the 2015 general elections, there are two phases of the Red Zone periods given that the INEC election time table scheduled the elections to hold on two dates; the presidential and National Assembly election for March 28, 2015 and Governorship and State House of Assembly election for April 11, 2015. Table 31 below presents the activities covered by the Red Zone for the March 28 and April 11, 2015 Elections.

Table 35: Red Zone Checklist for 2015 General Elections

<b>S/No.</b>	<b>March 28, 2015</b>	<b>April 11, 2015</b>
1	Deployment of Security	Deployment of Security
2	Funding	Funding
3	Sensitive Materials	Sensitive Materials
4	Logistics Arrangement	Logistics Arrangement
5	Deployment of Personnel & Materials	Deployment of Personnel & Materials
6	Accreditation	Accreditation
7	Voting process	Voting Process
8	Closing of polls	Closing of Polls
9	Collation Results	Collation of Results
10		Retrieval of Election Material
11		Presentation & Submission of Report

#### March 28 and April 11, 2015 Elections

The Red Zone timelines for the March 28<sup>th</sup>, 2015 elections started on March 19<sup>th</sup>, while timelines for the April 11 election started on April 2. The charts outlined action lines for each day for the duration of the period to guide the activities of the HQ EMS Secretariat as well as to monitore electoral activities. The implementations of 8 critical electoral activities were monitored in all INEC State Offices under the 1<sup>st</sup> phase of the Red Zone, while 11 critical activities were monitored in the 2<sup>nd</sup> phase.

Table 36: Red Zone Schedule for the March 28<sup>th</sup>, 2015 General Elections



## RED ZONE 12 DAY SCHEDULE AROUND ELECTIONS DAY (MARCH 28<sup>TH</sup>, 2015)

DATE	ACTIVITY	SYNOPSIS	MESSAGE
19-Mar-2015 (ED -9)	<b>CONFIRM</b>	<ul style="list-style-type: none"> <li>■ Confirm the availability/unavailability of all resources required - ad hoc staff, money, materials, Transportation, security, Super RACs, and airtime.</li> </ul>	EMS Enabling Coalition, Dir. E. Ops & Deputies, RECs, Admin. Secs, HODs, EOs, RAOs, Ad Hoc Staff, Accredited Monitors, Accredited Observers, Security Providers, Transportation Providers, Materials Suppliers, Super RACs Contact Persons
20-Mar-2015 (ED -8)	<b>REPORT</b>	<ul style="list-style-type: none"> <li>■ Report on resource unavailability</li> <li>■ Activate contingencies to address shortfalls</li> </ul>	EMS Enabling Coalition, Dir. E. Ops & Deputies, RECs, Admin. Secs, HODs, EOs, Ad Hoc Staff (contingencies)
21-Mar-2015 (ED -7)	<b>UPDATE</b>	<ul style="list-style-type: none"> <li>■ Update all plans where contingencies are required</li> </ul>	EMS Enabling Coalition, Dir. E. Ops & Deputies, RECs, Admin. Secs, HODs, EOs, Ad Hoc Staff (contingencies)
22-Mar-2015 (ED -6)	<b>INFORM</b>	<ul style="list-style-type: none"> <li>■ Inform all stakeholders of updated resources availability and postings where relevant</li> <li>■ Brief accredited observers and monitors</li> <li>■ Issue press release/update INEC Websites (internet/intranet/extranet) with Election Day information</li> <li>■ Inform all staff of their posting information and receive their acknowledgement</li> </ul>	EMS Enabling Coalition, Dir. E. Ops & Deputies, RECs, Admin. Secs, HODs, EOs, RAOs, Ad Hoc Staff, Accredited Monitors, Accredited Observers, Security Providers, Transportation Providers, Materials Suppliers, Super RACs Contact Persons
23-Mar-2015 (ED -5)	<b>ACTIVATE (Plans)</b>	<ul style="list-style-type: none"> <li>■ Activate all updated plans</li> <li>■ Contact staff where there is no acknowledgement of their posting message</li> <li>■ Reconfirm availability/readiness of transportation, security, Super RACs, and airtime and delivery schedules</li> </ul>	EMS Enabling Coalition, Dir. E. Ops & Deputies, RECs, Admin. Secs, HODs, EOs, RAOs, Ad Hoc Staff, Accredited Monitors, Security Providers, Transportation Providers, Materials Suppliers, Super RACs Contact Persons
24-Mar-2015 (ED -4)	<b>DEPLOY (State)</b>	<ul style="list-style-type: none"> <li>■ Deploy all materials to State Office</li> <li>■ Deploy all EOs to State Office</li> <li>■ Deploy all Monitors to State Office</li> <li>■ Brief personnel deployed at State Office re details of transportation, security, Super RACs, ad hoc staff, airtime, ED -3 through ED +2 activity schedules, and reporting requirements</li> </ul>	EMS Enabling Coalition, Dir. E. Ops & Deputies, RECs, Admin. Secs, HODs, EOs, Accredited Monitors
25-Mar-2015 (ED -3)	<b>DEPLOY (LGAs)</b>	<ul style="list-style-type: none"> <li>■ Deploy EOs to LGAs</li> <li>■ Deploy materials to LGAs</li> <li>■ Deploy Ad Hoc staff to LGAs</li> <li>■ Deploy Monitors to LGAs</li> <li>■ Deploy Security to LGAs</li> <li>■ Reconfirm availability/readiness of Super RACs</li> <li>■ Brief personnel deployed at LGAs</li> <li>■ Supervisory Presiding Officers brief their Presiding Officers on team postings</li> </ul>	EMS Enabling Coalition, RECs, Admin. Secs, HODs, EOs, RAOs, Ad Hoc Staff, Accredited Monitors, Security Providers
26-Mar-2015 (ED -2)	<b>DEPLOY (Super RACs)</b>	<ul style="list-style-type: none"> <li>■ Deploy RAOs to Super RACs</li> <li>■ Deploy Ad Hoc staff to Super RACs</li> <li>■ Deploy Monitors to Super RACs</li> <li>■ Deploy Security to Super RACs</li> <li>■ Deploy Security to Super RACs</li> <li>■ Deploy contingency personnel as required</li> </ul>	EMS Enabling Coalition, RECs, Admin. Secs, HODs, EOs, RAOs, Ad Hoc Staff, Accredited Monitors, Security Providers
27-Mar-2015 (ED -1)	<b>ENCAMP</b>	<ul style="list-style-type: none"> <li>■ Presiding Officer assembles and briefs posted PU team</li> <li>■ Presiding Officer confirms that PU team members are those who were posted</li> <li>■ Presiding Officer reports on readiness status</li> <li>■ Supervisory Presiding Officers brief personnel deployed at Super RACs and reports on readiness assessment</li> <li>■ Deploy contingency personnel as required</li> </ul>	EMS Enabling Coalition, RECs, Admin. Secs, HODs, EOs, RAOs, Ad Hoc Staff, Accredited Monitors, Security Providers
28-Mar-2015 (ED)	<b>CONDUCT</b>	<ul style="list-style-type: none"> <li>■ Conduct polling</li> <li>■ Collate results</li> <li>■ Report incidents</li> </ul>	EMS Enabling Coalition, RECs, Admin. Secs, HODs, EOs, RAOs, Ad Hoc Staff, Accredited Monitors, Security Providers
29-Mar-2015 (ED +1)	<b>PUBLISH</b>	<ul style="list-style-type: none"> <li>■ Verify and publish elections results</li> <li>■ Manage claims and objections</li> <li>■ Commence retrieval of field personnel and materials</li> </ul>	EMS Enabling Coalition, RECs, Admin. Secs, HODs, EOs, RAOs, Ad Hoc Staff, Accredited Monitors, Security Providers
30-Mar-2015 (ED +2)	<b>RETRIEVE</b>	<ul style="list-style-type: none"> <li>■ Confirm retrieval of all field staff</li> <li>■ Confirm retrieval of all materials</li> <li>■ Report on retrieval of field staff and materials</li> </ul>	EMS Enabling Coalition, RECs, Admin. Secs, HODs, EOs, RAOs, Ad Hoc Staff, Accredited Monitors, Security Providers

Table 37: Red Zone Schedule for the April 11th, 2015 General Elections



**RED ZONE 12 DAY SCHEDULE AROUND ELECTIONS DAY  
(APRIL 11<sup>TH</sup>, 2015)**

DATE	ACTIVITY	SYNOPSIS	MESSAGE
02-April-2015 (ED -9)	<b>CONFIRM</b>	<ul style="list-style-type: none"> <li>■ Confirm the availability/unavailability of all resources required - ad hoc staff, money, materials, Transportation, security, Super RACs, and airtime.</li> </ul>	EMS Enabling Coalition, Dir. E. Ops & Deputies, RECs, Admin. Secs, HODs, EOs, RAOs, Ad Hoc Staff, Accredited Monitors, Accredited Observers, Security Providers, Transportation Providers, Materials Suppliers, Super RACs Contact Persons
03-April-2015 (ED -8)	<b>REPORT</b>	<ul style="list-style-type: none"> <li>■ Report on resource unavailability</li> <li>■ Activate contingences to address shortfalls</li> </ul>	EMS Enabling Coalition, Dir. E. Ops & Deputies, RECs, Admin. Secs, HODs, EOs, Ad Hoc Staff (contingencies)
04-April-2015 (ED -7)	<b>UPDATE</b>	<ul style="list-style-type: none"> <li>■ Update all plans where contingencies are required</li> </ul>	EMS Enabling Coalition, Dir. E. Ops & Deputies, RECs, Admin. Secs, HODs, EOs, Ad Hoc Staff (contingencies)
05-April-2015 (ED -6)	<b>INFORM</b>	<ul style="list-style-type: none"> <li>■ Inform all stakeholders of updated resources availability and postings where relevant</li> <li>■ Brief accredited observers and monitors</li> <li>■ Issue press release/update INEC Websites (internet/intranet/extranet) with Election Day information</li> <li>■ Inform all staff of their posting information and receive their acknowledgement</li> </ul>	EMS Enabling Coalition, Dir. E. Ops & Deputies, RECs, Admin. Secs, HODs, EOs, RAOs, Ad Hoc Staff, Accredited Monitors, Accredited Observers, Security Providers, Transportation Providers, Materials Suppliers, Super RACs Contact Persons
06-April-2015 (ED -5)	<b>ACTIVATE (Plans)</b>	<ul style="list-style-type: none"> <li>■ Activate all updated plans</li> <li>■ Contact staff where there is no acknowledgement of their posting message</li> <li>■ Reconfirm availability/readiness of transportation, security, Super RACs, and airtime and delivery schedules</li> </ul>	EMS Enabling Coalition, Dir. E. Ops & Deputies, RECs, Admin. Secs, HODs, EOs, RAOs, Ad Hoc Staff, Accredited Monitors, Security Providers, Transportation Providers, Materials Suppliers, Super RACs Contact Persons
07-April-2015 (ED -4)	<b>DEPLOY (State)</b>	<ul style="list-style-type: none"> <li>■ Deploy all materials to State Office</li> <li>■ Deploy all EOs to State Office</li> <li>■ Deploy all Monitors to State Office</li> <li>■ Brief personnel deployed at State Office re details of transportation, security, Super RACs, ad hoc staff, airtime, ED -3 through ED +2 activity schedules, and reporting requirements</li> </ul>	EMS Enabling Coalition, Dir. E. Ops & Deputies, RECs, Admin. Secs, HODs, EOs, Accredited Monitors
08-April-2015 (ED -3)	<b>DEPLOY (LGAs)</b>	<ul style="list-style-type: none"> <li>■ Deploy EOs to LGAs</li> <li>■ Deploy materials to LGAs</li> <li>■ Deploy Ad Hoc staff to LGAs</li> <li>■ Deploy Monitors to LGAs</li> <li>■ Deploy Security to LGAs</li> <li>■ Reconfirm availability/readiness of Super RACs</li> <li>■ Brief personnel deployed at LGAs</li> <li>■ Supervisory Presiding Officers brief their Presiding Officers on team postings</li> </ul>	EMS Enabling Coalition, RECs, Admin. Secs, HODs, EOs, RAOs, Ad Hoc Staff, Accredited Monitors, Security Providers
09-April-2015 (ED -2)	<b>DEPLOY (Super RACs)</b>	<ul style="list-style-type: none"> <li>■ Deploy RAOs to Super RACs</li> <li>■ Deploy Ad Hoc staff to Super RACs</li> <li>■ Deploy Monitors to Super RACs</li> <li>■ Deploy Security to Super RACs</li> <li>■ Deploy Security to Super RACs</li> <li>■ Deploy contingency personnel as required</li> </ul>	EMS Enabling Coalition, RECs, Admin. Secs, HODs, EOs, RAOs, Ad Hoc Staff, Accredited Monitors, Security Providers
10-April-2015 (ED -1)	<b>ENCAMP</b>	<ul style="list-style-type: none"> <li>■ Presiding Officer assembles and briefs posted PU team</li> <li>■ Presiding Officer confirms that PU team members are those who were posted</li> <li>■ Presiding Officer reports on readiness status</li> <li>■ Supervisory Presiding Officers brief personnel deployed at Super RACs and reports on readiness assessment</li> <li>■ Deploy contingency personnel as required</li> </ul>	EMS Enabling Coalition, RECs, Admin. Secs, HODs, EOs, RAOs, Ad Hoc Staff, Accredited Monitors, Security Providers
11-April-2015 (ED)	<b>CONDUCT</b>	<ul style="list-style-type: none"> <li>■ Conduct polling</li> <li>■ Collate results</li> <li>■ Report incidents</li> </ul>	EMS Enabling Coalition, RECs, Admin. Secs, HODs, EOs, RAOs, Ad Hoc Staff, Accredited Monitors, Security Providers
12-April-2015 (ED +1)	<b>PUBLISH</b>	<ul style="list-style-type: none"> <li>■ Verify and publish elections results</li> <li>■ Manage claims and objections</li> <li>■ Commence retrieval of field personnel and materials</li> </ul>	EMS Enabling Coalition, RECs, Admin. Secs, HODs, EOs, RAOs, Ad Hoc Staff, Accredited Monitors, Security Providers
13-April-2015 (ED +2)	<b>RETRIEVE</b>	<ul style="list-style-type: none"> <li>■ Confirm retrieval of all field staff</li> <li>■ Confirm retrieval of all materials</li> <li>■ Report on retrieval of field staff and materials</li> </ul>	EMS Enabling Coalition, RECs, Admin. Secs, HODs, EOs, RAOs, Ad Hoc Staff, Accredited Monitors, Security Providers

Table 38: Red Zone Performance Chart, March 28, 2015 (Presidential and National Assembly Elections)

S/N	STATE	ELECTION FUND	SECURITY	TRANSPORTATION	RAC CAMP ACTIVITY	EMS STATE A & V	HOUSE OF REP COLLATION	SENATORIAL COLLATION	GRADING	Completed Activity	Uncompleted Activity	Unreported Activity
		93%	84%	87%	69%	60%	88%	93%	82%			
1	ABIA	100%	100%	60%	0%	64%	50%	100%	68%	43%	43%	14%
2	ADAMAWA	100%	100%	100%	100%	75%	100%	100%	96%	86%	14%	0%
3	AWKA-IBOM	75%	50%	80%	100%	75%	100%	100%	83%	43%	57%	0%
4	ANAMBRA	50%	75%	0%	0%	25%	50%	67%	38%	0%	71%	29%
5	BAUCHI	100%	100%	100%	100%	75%	50%	100%	89%	71%	29%	0%
6	BAYELSA	100%	25%	0%	0%	0%	50%	0%	25%	0%	43%	57%
7	BENUE	100%	100%	100%	100%	0%	100%	100%	86%	86%	0%	14%
8	BORNO	100%	100%	100%	100%	65%	50%	50%	81%	57%	43%	0
9	CROSS RIVER	100%	100%	100%	83%	71%	75%	100%	90%	57%	43%	0%
10	DELTA	100%	100%	100%	0%	47%	100%	100%	78%	71%	14%	14%
11	EBONY	100%	75%	100%	50%	0%	100%	100%	75%	57%	29%	14%
12	EDO	0%	100%	0%	83%	74%	50%	100%	58%	29%	43%	29%
13	ENUGU	100%	0%	100%	100%	75%	100%	100%	82%	71%	14%	14%
14	EKITI	100%	100%	100%	83%	75%	100%	100%	94%	71%	29%	0%
15	GOMBE	100%	100%	100%	100%	75%	100%	100%	96%	86%	14%	0%
16	IMO	100%	0%	100%	100%	75%	100%	100%	82%	71%	14%	14%
17	JIGAWA	100%	100%	100%	83%	69%	0%	100%	79%	57%	29%	14%
18	KADUNA	100%	100%	100%	100%	69%	100%	100%	96%	86%	14%	0%
19	KANO	100%	0%	100%	33%	74%	50%	33%	56%	29%	57%	14%
20	KASTINA	100%	100%	100%	33%	75%	100%	100%	87%	57%	29%	14%
21	KEBBI	75%	100%	80%	33%	49%	100%	100%	77%	57%	43%	0%
22	KOGI	100%	100%	100%	83%	56%	100%	100%	91%	71%	29%	0%
23	KWARA	100%	100%	100%	83%	75%	100%	100%	94%	71%	29%	0%
24	LAGOS	100%	100%	100%	100%	62%	100%	100%	95%	86%	14%	0%
25	NASARAWA	75%	100%	0%	0%	70%	100%	100%	64%	57%	14%	29%
26	NIGER	100%	0%	100%	83%	23%	90%	100%	71%	43%	43%	14%
27	ONDO	100%	100%	100%	83%	75%	100%	100%	94%	71%	29%	0%
28	OGUN	100%	100%	100%	0%	0%	100%	100%	71%	71%	0%	29%
29	OSUN	100%	100%	100%	100%	70%	100%	100%	96%	86%	14%	0%
30	OYO	100%	100%	100%	100%	75%	100%	100%	96%	86%	14%	0%
31	PLATEAU	100%	100%	100%	100%	74%	100%	100%	96%	86%	14%	0%
32	RIVER	100%	100%	100%	83%	56%	100%	100%	91%	71%	29%	0%
33	SOKOTO	100%	100%	100%	100%	75%	100%	100%	96%	86%	14%	0%
34	TARABA	100%	100%	100%	83%	75%	67%	100%	89%	57%	43%	0%
35	YOBE	100%	100%	100%	0%	61%	100%	100%	80%	71%	29%	0%
36	ZAMFARA	75%	100%	100%	83%	62%	94%	100%	88%	43%	57%	0%
37	FCT	100%	100%	100%	83%	52%	100%	100%	91%	71%	29%	0%

Figure 19: Performance Chart March, 2015 (Presidential and National Assembly Elections)

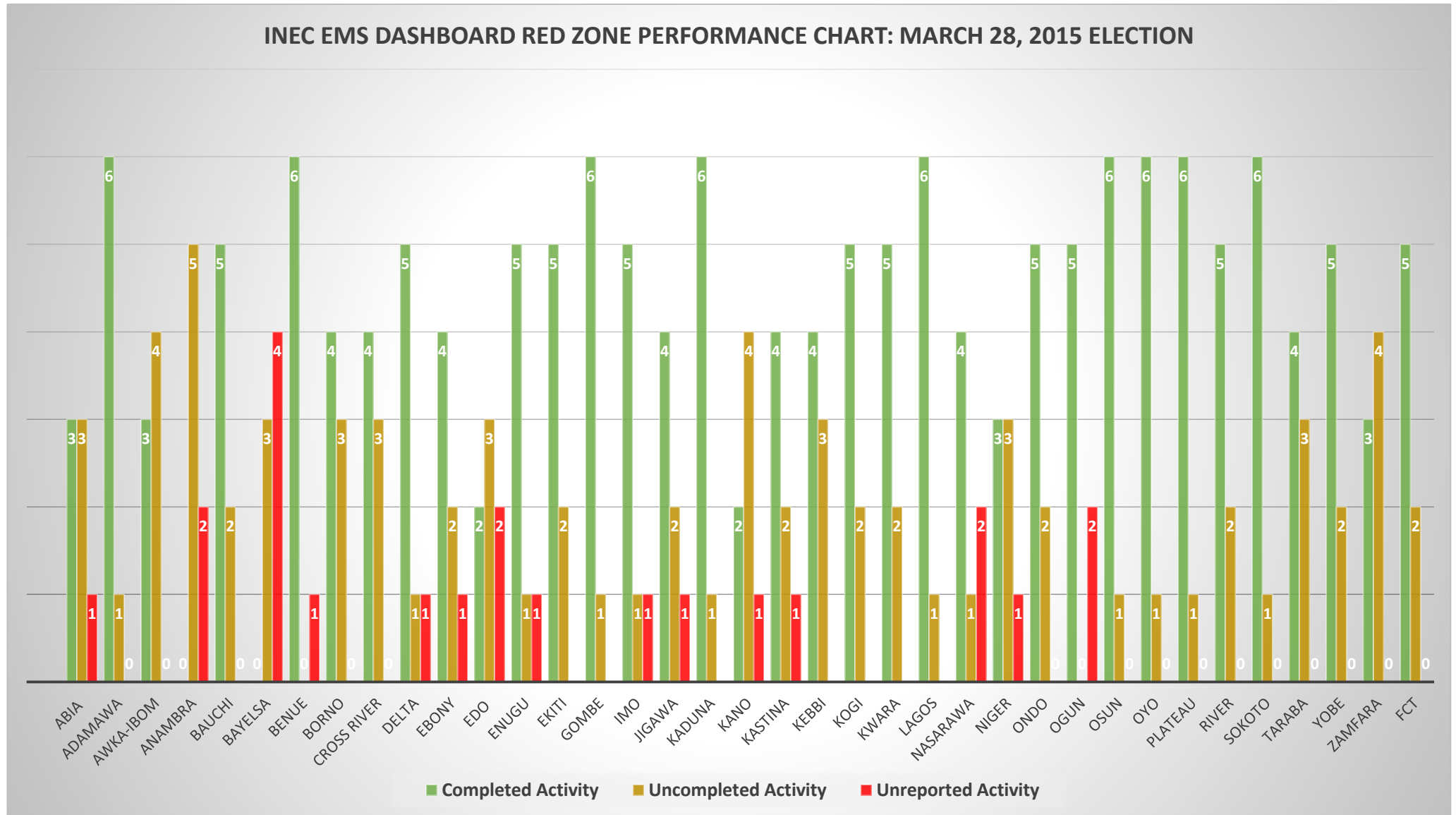


Figure 14: 1<sup>st</sup> Phase Red Zone Performance Chart, March 2015

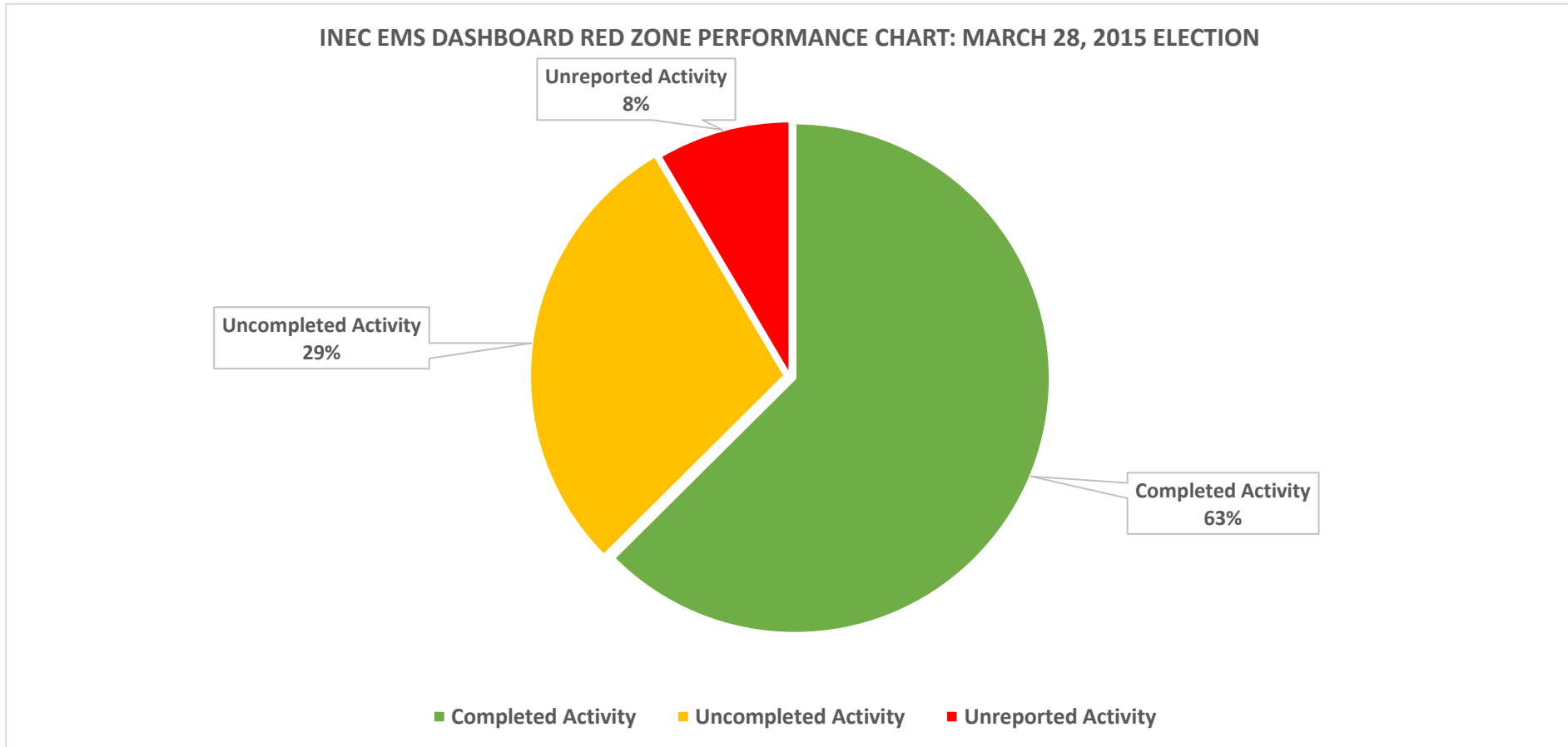


Table 40: Disbursement of Funds to States, March 2015

S/N	States	Amount	Balance	On-Time	Poll Officials	Security	Funds yet to be Receivd	Purpose	Grading
1	ABIA	408,552,395	-	100.00%	100%	100%	-	None	100%
2	ADAMAWA	73,349,620	-	100.00%	100%	100%	-	None	100%
3	AWKA-IBOM	1,800,000	-	100.00%	100%	0%	-	No response	75%
4	ANAMBRA	10,144,500	-	100.00%	0%	0%	-	Hiring of Canopies for RAC Activation	50%
5	BAUCHI	270,682,000	-	100.00%	100%	100%	-	Payment of Poll Officials & RAC Preparation	100%
6	BAYELSA	1,820,090,000	-	100.00%	100%	100%	3,632,600	Supplementary budget for voter education, Tracking Campaign finance and Distribution of kits	100%
7	BENUE	293,625,700	-	100.00%	100%	100%	-	None	100%
8	BORNO	170,647,789	-	100.00%	100%	100%	2,320,730	Elect. Off. Honoraria	100%
9	CROSS RIVER	41,517,000	-	100.00%	100%	100%	-	Logistics	100%
10	DELTA	19,237,500	-	100.00%	100%	100%	-	Please note that the amount stated is for RAC preparation. the money for boats was given to the boat contractors directly, the money for buses was given to NURTW while that of security was given to the CPO	100%
11	EBONY	69,713,300	27,516,000	100.00%	100%	100%	690,909	Honoraria for POs & APOs in Gov. and State House Elections	100%
12	EDO	No Response	No Response	No Response	No Response	No Response	No Response	No Response	0%
13	ENUGU	69,967,600	-	100.00%	100%	100%	-	Training Allowance & Honoraria	100%
14	EKITI	58,130,000	9,244,000	100.00%	100%	100%	9,244,000	Training & Feeding Allowance	100%
15	GOMBE	59,312,500	-	100.00%	100%	100%	-	None	100%
16	IMO	204,918,200	-	100.00%	100%	100%	-	Honoraria	100%
17	JIGAWA	76,320,000	-	100.00%	100%	100%	-	None	100%
18	KADUNA	200,144,042	-	100.00%	100%	100%	-	None	100%
19	KANO	994,992,040	-	100.00%	100%	100%	43,621,200	None	75%
20	KASTINA	414,495,463	-	100.00%	100%	100%	-	No Response	100%
21	KEBBI	-	-	100.00%	100%	100%	-	None	75%
22	KOGI	50,446,800	-	100.00%	100%	100%	0	Honoraria for Poll Off.	100%
23	KWARA	38,995,800	-	100.00%	100%	100%	-	Security Allowance	100%
24	LAGOS	208,350,500	-	100.00%	100%	100%	-	None	100%
25	NASARAWA	38,223,500	-	100.00%	100%	100%	4,398,030	None	75%
26	NIGER	286,895,400	-	100.00%	100%	100%	-	None	100%
27	ONDO	158,006,758	-	100.00%	100%	100%	2,030,000	preparation of RAC,logistics,,Allowances to poll officials and securities	100%
28	OGUN	182,518,807	-	100.00%	100%	100%	-	Funds for refresher training, logistic supports, distribution of PVC, Allowances, and Support to NYSC	100%
29	OSUN	108,638,136	-	100.00%	100%	100%	-	None	100%
30	OYO	339,207,450	-	100.00%	100%	100%	1,913,527	Honoraria for Governship/ State Elections	100%



31	PLATEAU	442,169,200	-	100.00%	100%	100%	-	Honoraria for Gov Elect. (c/members,POs,APOs,SPO	100%
32	RIVER	26,550,652	-	100.00%	100%	100%	-	None	100%
33	SOKOTO	167,083,610	-	100.00%	100%	100%	-	Election (Honoraria)	100%
34	TARABA	71,761,250	-	100.00%	100%	100%	-	Governorship election	100%
35	YOBE	-	-	100.00%	100%	100%	-	None	100%
36	ZAMFARA	-	-	100.00%	100%	100%	-	None	75%
37	FCT	9,919,200	-	100.00%	100%	100%	-	Honoraria for Security	100%
	<b>TOTAL</b>	<b>7,386,406,712</b>	<b>36,760,000</b>	<b>97.30%</b>	<b>95%</b>	<b>92%</b>	<b>67,850,996</b>		<b>93%</b>

Table 41: Provision of Security for the Elections, March, 2015

S/N	States	Total No. of Security Personnel	Adequacy	No. of Personnel @ RACs	Adequacy	No. of Personnel @ PUs	Adequacy	No. of Personnel @ Collation	Adequacy	No. of Personnel @ Patrol	Adequacy	Grading
1	ABIA	306	100%	68	Yes	34	Yes	102	Yes	102	Yes	100%
2	ADAMAWA	8661	100%	678	Yes	6748	Yes	1130	Yes	105	Yes	100%
3	AWKA-IBOM	0	100%		Yes		Yes		Yes		Yes	50%
4	ANAMBRA	210	75%	42	Yes	42	Yes	126	Yes			75%
5	BAUCHI	13694	100%	636	Yes	12222	Yes	636	Yes	200	Yes	100%
6	BAYELSA	3704	0%	No Response	0%	2741	No Response	104	0%	No Response	0%	25%
7	BENUE	552	100%	138	Yes	69	Yes	230	Yes	115	Yes	100%
8	BORNO	14199	100%	1797	Yes	11727	Yes	540	Yes	135	Yes	100%
9	CROSS RIVER	612	100%	108	Yes	54	Yes	360	Yes	90	Yes	100%
10	DELTA	850	100%	150	Yes	75	Yes	500	Yes	125	Yes	100%
11	EBONY	234	75%	130	Yes	39	Yes	65	Yes			75%
12	EDO	115	100%	18	Yes	25	Yes	36	Yes	36	Yes	100%
13	ENUGU	No Response	0%	No Response	0%	No Response	0%	No Response	0%	No Response	0%	0%
14	EKITI	8886	100%	1062	Yes	6585	Yes	1062	Yes	177	Yes	100%
15	GOMBE	451	100%	55	Yes	22	Yes	99	Yes	275	Yes	100%
16	IMO	0	0%									0%
17	JIGAWA	12533	100%	288	Yes	10916	Yes	867	Yes	462	Yes	100%
18	KADUNA	7674	100%	69	Yes	7049	Yes	556	Yes	1 065	Yes	100%
19	KANO	No Response	0%	No Response	0%	No Response	0%	No Response	0%	No Response	0%	0%
20	KASTINA	10979	100%	170	Yes	102	Yes	170	Yes	10537	Yes	100%
21	KEBBI	11244	100%	1350	Yes	7194	Yes	1350	Yes	1350	Yes	100%
22	KOGI	714	100%	126	Yes	63	Yes	420	Yes	105	Yes	100%
23	KWARA	11023	100%	5089	Yes	4997	Yes	400	Yes	537	Yes	100%

24	LAGOS	1030	100%	490	Yes	40	Yes	400	Yes	100	Yes	100%
25	NASARAWA	442	100%	78	Yes	39	Yes	260	Yes	65	Yes	100%
26	NIGER	No Response	0%	No Response	0%	No Response	0%	No Response	0%	No Response	0%	0%
27	ONDO	324	100%	90	Yes	54	Yes	90	Yes	90	Yes	100%
28	OGUN	420	100%	60	Yes	60	Yes	200	Yes	100	Yes	100%
29	OSUN	1020	100%	180	Yes	90	Yes	600	Yes	150	Yes	100%
30	OYO	18522	100%	2106	Yes	14349	Yes	1902	Yes	165	Yes	100%
31	PLATEAU	14377	100%	1242	Yes	11808	Yes	1242	Yes	85	Yes	100%
32	RIVER	782	100%	138	Yes	69	Yes	460	Yes	115	Yes	100%
33	SOKOTO	759	100%	230	Yes	69	Yes	115	Yes	345	Yes	100%
34	TARABA	7268	100%	1008	Yes	5740	Yes	440	Yes	80	Yes	100%
35	YOBE	5816	100%	534	Yes	4942	Yes	255	Yes	85	Yes	100%
36	ZAMFARA	1585	100%	1185	Yes	56	Yes	170	Yes	174	Yes	100%
37	FCT	2088	100%	252	Yes	1686	Yes	120	Yes	30	Yes	100%
	<b>TOTAL</b>	<b>161,074</b>	<b>85%</b>	<b>19567</b>	<b>0</b>	<b>109706</b>	<b>0</b>	<b>15007</b>	<b>0</b>	<b>15935</b>	<b>0</b>	<b>84%</b>

Table 42: Transport Arrangements, March 2015

S/N	States	Did vehicles assembled on time?	Total INEC vehicles deployed	Number of hired vehicle	Were vehicles adequate for Super RAC/Pus Movement?	Were Security Officers available?	Grading
1	ABIA	100%	No Response	No Response	100%	100%	60%
2	ADAMAWA	100%	21	652	100%	100%	100%
3	AWKA-IBOM	100%	1	No Response	100%	100%	80%
4	ANAMBRA	0%	No Response	No Response	No Response	No Response	0%
5	BAUCHI	100%	20	1338	100%	100%	100%
6	BAYELSA	0%	No Response	No Response	No Response	0%	0%
7	BENUE	100%	22	281	100%	100%	100%
8	BORNO	100%	27	294	100%	100%	100%
9	CROSS RIVER	100%	18	1201	100%	100%	100%
10	DELTA	100%	25	1120	100%	100%	100%
11	EBONY	100%	9	855	100%	100%	100%
12	EDO	0%	No Response	No Response	No Response	0%	0%
13	ENUGU	100%	16	764	100%	100%	100%
14	EKITI	100%	17	1153	100%	100%	100%
15	GOMBE	100%	11	652	100%	100%	100%
16	IMO	100%	26	610	100%	100%	100%
17	JIGAWA	100%	21	1377	100%	100%	100%
18	KADUNA	100%	25	4211	100%	100%	100%
19	KANO	100%	44	3705	100%	100%	100%
20	KASTINA	100%	34	1038	100%	100%	100%
21	KEBBI	100%	21	No Response	100%	100%	80%
22	KOGI	100%	21	294	100%	100%	100%
23	KWARA	100%	16	32	100%	100%	100%
24	LAGOS	100%	20	8462	100%	100%	100%
25	NASARAWA	No Response	No Response	No Response	No Response	No Response	0%

26	NIGER	100%	25	1641	100%	100%	100%
27	ONDO	100%	9	2008	100%	100%	100%
28	OGUN	100%	20	915	100%	100%	100%
29	OSUN	100%	30	1161	100%	100%	100%
30	OYO	100%	18	1913	100%	100%	100%
31	PLATEAU	100%	17	1213	100%	100%	100%
32	RIVER	100%	0	2140	100%	100%	100%
33	SOKOTO	100%	20	978	100%	100%	100%
34	TARABA	100%	16	1180	100%	100%	100%
35	YOBE	100%	17	519	100%	100%	100%
36	ZAMFARA	100%	17	30	100%	100%	100%
37	FCT	100%	6	292	100%	100%	100%
	<b>TOTAL</b>	<b>33</b>	<b>610</b>	<b>42,029</b>	<b>89%</b>	<b>89%</b>	<b>87%</b>

Table 43: Registrqation Area Centre (RAC) Camp Activities, March 2015

S/N	States	No. OF LGAs	No. OF RAs	No. OF Pus	No. OF VP	Expected Personnel	Available Personnel As @ 12:00AM	RAC Preparation	Availability of Materials	Availability of Transportation (RACs to Pus)	Availability of Security Personnel	Breifing & Distribution of Materials	Grading
1	ABIA	17	184	2,675	3187	12122	0	No Response	No Response	No Response	No Response	No Response	0%
2	ADAMAWA	21	226	2,608	3364	14209	13428	Done	Yes	Yes	Yes	Yes	100%
3	AWKA-IBOM	31	329	2,980	3650	13338	11531	Done	Yes	Yes	Yes	Yes	100%
4	ANAMBRA	21	326	4,608	5133	0	0	No Response	No Response	No Response	No Response	No Response	0%
5	BAUCHI	20	212	4,074	4749	14247	14149	Done	Yes	Yes	Yes	Yes	100%
6	BAYELSA	8	105	1,804	1920	0	0	No Response	No Response	No Response	No Response	No Response	0%
7	BENUE	23	276	3,688	4350	5474	13570	Done	Yes	Yes	Yes	Yes	100%
8	BORNO	27	312	3,933	4358	17844	11873	Done	Yes	Yes	Yes	Yes	100%
9	CROSS RIVER	18	193	2,283	2721	11035	1909	weak	Yes	Yes	Yes	Yes	83%
10	DELTA	25	270	3,624	4878	20572	0	No Response	No Response	No Response	Yes	No Response	0%
11	EBONY	13	171	1,785	2293	9635	3558	weak	Yes	Yes	No Response	No Response	50%
12	EDO	18	192	2,627	3779	16105	8491	Done	Yes	Yes	Yes	No Response	83%
13	ENUGU	17	177	2,958	2311	9347	9347	Done	Yes	Yes	Yes	Yes	100%
14	EKITI	16	260	2,195	3361	10623	9628	Done	Yes	Yes	Yes	No Response	83%
15	GOMBE	11	114	2,218	1797	10623	9628	Done	Yes	Yes	Yes	Yes	100%
16	IMO	27	305	3,523	2571	3523	3523	Done	Yes	Yes	Yes	Yes	100%
17	JIGAWA	27	287	3,527	4100	16851	16855	Done	Yes	Yes	Yes	No Response	83%
18	KADUNA	23	255	5,101	3665	30520	23084	Done	Yes	Yes	Yes	Yes	100%
19	KANO	44	484	8,074	7039	43712	197	Weak	Yes	No Response	No Response	No Response	33%
20	KASTINA	34	361	4,901	10386	852	852	Done	No	No Response	No	No Response	33%

									Response		Response		
21	KEBBI	21	225	2,398	5950	13399	1325	Weak	No Response	yes	No Response	Yes	33%
22	KOGI	21	239	2,548	3180	12732	2883	Weak	Yes	yes	Yes	Yes	83%
23	KWARA	16	193	1,872	3069	10652	2483	Weak	Yes	yes	Yes	Yes	83%
24	LAGOS	20	245	8,462	2512	51097	47114	Done	Yes	yes	Yes	Yes	100%
25	NASARAWA	13	147	1,495	12124	0	0	No Response	No Response	No Response	No Response	No Response	0%
26	NIGER	25	274	3,185	2553	18107	4259	weak	yes	Yes	Yes	Yes	83%
27	ONDO	18	203	3,009	4292	14728	2372	Weak	yes	Yes	Yes	Yes	83%
28	OGUN	20	236	3,213	4010	16701	0	No Response	No Response	No Response	No Response	No Response	0%
29	OSUN	30	332	3,010	3553	13446	19836	Done	Yes	yes	yes	Yes	100%
30	OYO	33	351	4,783	3379	23245	20946	Done	Yes	yes	yes	Yes	100%
31	PLATEAU	17	207	2,631	5620	16648	11914	Done	Yes	yes	yes	Yes	100%
32	RIVER	23	319	4,442	4041	9717	1036	Done	Yes	yes	yes	No Response	83%
33	SOKOTO	23	244	3,035	5838	14178	14611	Done	Yes	yes	yes	yes	100%
34	TARABA	16	168	1,912	3516	11644	8269	Done	Yes	yes	No Response	yes	83%
35	YOBE	17	178	1,714	2762	9682	0	No Response	No Response	No Response	No Response	No Response	0%
36	ZAMFARA	14	147	2,516	2323	13099	1269	weak	Yes	Yes	Yes	yes	83%
37	FCT	6	62	562	3130	7546	4827	Done	Yes	Yes	Yes	No Response	83%
	<b>TOTAL</b>	<b>774</b>	<b>8,809</b>	<b>119,973</b>	<b>151464</b>	<b>517253</b>	<b>294767</b>	<b>57%</b>	<b>76%</b>	<b>76%</b>	<b>70%</b>	<b>59%</b>	<b>69%</b>

Table 44: Collation of Results: Senatorial Election, March 2015

S/No	NAME OF STATE	Location	Collation Status	Time Stamp	Location	Collation Status	Time Stamp	Location	Collation Status	Time Stamp	Grading	Remark
1	<b>ABIA</b>	ABIA NORTH SD/001/AB	Completed	10.50pm	ABIA CENTRAL SD/002/AB	Completed	10.50pm	ABIA SOUTH SD/003/AB	Completed	10.50pm	100%	
2	<b>ADAMAWA</b>	ADAMAWA NORTH SD/004/AD	Completed	12:00am	ADAMAWA SOUTH SD/005/AD	Completed	12:00am	ADAMAWA CENTRAL SD/006/AD	Completed	12:00am	100%	
3	<b>AKWA-IBOM</b>	AKWA-IBOM NORTH EAST SD/007/AK	Completed	1:00pm	AKWA IBOM NORTH WEST SD/008/AK	Completed	1:00pm	AKWA IBOM SOUTH SD/009/AK	Completed	1:00pm	100%	
4	<b>ANAMBRA</b>	ANAMBRA NORTH SD/010/AN	Completed	no response	ANAMBRA CENTRAL SD/011/AN	Completed	no response	ANAMBRA SOUTH SD/012/AN	Completed	no response	67%	
5	<b>BAUCHI</b>	BAUCHI SOUTH SD/013/BA	Completed	6:pm	BAUCHI CENTRAL SD/014/BA	Completed	7:00am	BAUCHI NORTH SD/015/BA	Completed	4:00am	100%	
6	<b>BAYELSA</b>	BAYELSA EAST SD/016/BY	No Response	no response	BAUCHI CENTRAL SD/017/BY	No Response	no response	BAUCHI WEST SD/018/BY	No Response	no response	0%	
7	<b>BENUE</b>	BENUE NORTH EAST SD/019/BN	Completed	11:00pm	BENUE NORTH WEST SD/020/BN	Completed	1:00pm	BENUE SOUTH SD/021/BN	Completed	6:00pm	100%	
8	<b>BORNO</b>	BORNO NORTH SD/022/BR	Completed	no response	BORNO CENTRAL SD/023/BR	Completed	no response	BORNO SOUTH SD/024/BR	Completed	no response	50%	
9	<b>CROSS RIVER</b>	CROSS RIVER NORTH SD/024/CR	Completed	6:00am	CROSS RIVER CENTRAL SD/026/CR	Completed	6:33pm	CROSS RIVER SOUTH SD/027/CR	Completed	6:33pm	100%	



10	<b>DELTA</b>	DELTA CENTRAL SD/028/DT	Completed	2:00pm	DELTA NORTH SD/029/DT	Completed	7:35pm	DELTA SOUTH SD/030/DT	Completed	7:35pm	100%	concluded during supplementary election on April 25th, 2015
11	<b>EBONYI</b>	EBONYI NORTH SD/031/EB	Completed	7:45pm	EBONYI CENTRAL SD/032/EB	Completed	8:31pm	EBONYI SOUTH SD/033/EB	Completed	4:40pm	100%	
12	<b>EDO</b>	EDO CENTRAL SD/034/ED	Completed	8:00am	EDO NORTH SD/035/ED	Completed	8:00am	EDO SOUTH SD/036/ED	Completed	8:00am	100%	
13	<b>EKITI</b>	EKITI NORTH SD/037/EK	Completed	11:30pm	EKITI CENTRAL SD/038/EK	Completed	1:30pm	EKITI SOUTH SD/039/EK	Completed	11:50pm	100%	
14	<b>ENUGU</b>	ENUGU EAST SD/040/EN	Completed	3:30pm	ENUGU WEST SD/041/EN	Completed	3:00pm	ENUGU NORTH SD/042/EN	Completed	1:40pm	100%	
15	<b>GOMBE</b>	GOMBE CENTRAL SD/041/GM	Completed	10-4pm	GOMBE SOUTH SD/044/GM	Completed	6pm	GOMBE NORTH SD/045/GM	Completed	11am	100%	
16	<b>IMO</b>	IMO EAST SD/046/IM	Completed	8:00pm	IMO WEST SD/047/IM	Completed	8:00pm	IMO NORTH SD/048/IM	Completed	8:00pm	100%	
17	<b>JIGAWA</b>	JIGAWA SOUTH-WEST SD/049/JG	Completed	2:11pm	JIGAWA NORTH-EAST SD/050/JG	Completed	6:47pm	JIGAWA NORTH - WEST SD/051/JG	Completed	4:03pm	100%	
18	<b>KADUNA</b>	KADUNA NORTH SD/052/KD	Completed	4pm	KADUNA CENTRAL SD/053/KD	Completed	11pm	KADUNA SOUTH SD/054/KD	Completed	5:00pm	100%	
19	<b>KANO</b>	KANO CENTRAL SD/055/KN	Completed	no response	KANO NORTH SD/056/KN	No Response		KANO SOUTH SD/057/KN	Completed	no response	33%	
20	<b>KASTINA</b>	KASTINA NORTH SD/058/KT	Completed	2:00pm	KASTINA SOUTH SD/059/KT	Completed	2:00pm	KASTINA CENTRAL SD/060/KT	Completed	2:00pm	100%	

21	<b>KEBBI</b>	KEBBI NORTH SD/061/KB	Completed	1:15pm	KEBI CENTRAL SD/062/KB	2:00pm	5:45pm	KEBBI SOUTH SD/063/KB	Completed	11:30am	100%	
22	<b>KOGI</b>	KOGI CENTRAL SD/064/KG	Completed	3:00PM	KOGI EAST SD/065/KG	Completed	12:00PM	KOGI WEST SD/066/KG	Completed	3:00AM	100%	
23	<b>KWARA</b>	KWARA NORTH SD/067/KW	Completed	8:30pm	KWARA CENTRAL SD/068/KW	Completed	9:10pm	KWARA SOUTH SD/069/KW	Completed	9:45pm	100%	
24	<b>LAGOS</b>	LAGOS CENTRAL SD/070/LA	Completed	7pm	LAGOS EAST SD/071/LA	Completed	7pm	LAGOS WEST SD/072/LA	Completed	7pm	100%	
25	<b>NASARAWA</b>	NASARAWA NORTH SD/073/NW	Completed	08:21pm	NASARAWA WEST SD/074/NW	Completed	11:20pm	NASARAWA SOUTH SD/075/NW	Completed	10:03am	100%	
26	<b>NIGER</b>	NIGER EAST SD/076/NG	Completed	8:30am	NIGER NORTH SD/077/NG	Completed	11:00am	NIGER SOUTH SD/078/NG	Completed	13:20pm	100%	
27	<b>ONDO</b>	ONDO NORTH SD/082/OD	Completed	09:00am	ONDO CENTRAL SD/083/OD	Completed	06:30pm	ONDO SOUTH SD/084/OD	Completed	09:00am	100%	
28	<b>OGUN</b>	OGUN CENTRAL SD/079/OG	Completed	5:30pm	OGUN EAST SD/080/OG	Completed	9:45pm	OGUN WEST SD/081/OG	Completed	5:30pm	100%	
29	<b>OSUN</b>	OSUN CENTRAL SD/085/OS	Completed	8:00am	OSUN EAST SD/086/OS	Completed	7:03am	OSUN WEST SD/087/OS	Completed	8:15	100%	
30	<b>OYO</b>	OYO CENTRAL SD/088/OY	Completed	11pm	OYO NORTH SD/089/OY	Completed	11:00pm	OYO SOUTH SD/090/OY	Completed	11:00pm	100%	
31	<b>PLATEAU</b>	PLATEAU SOUTH SD/091/PL	Completed	1:40pm	PLATEAU CENTRAL SD/092/PL	Completed	12:59pm	PLATEAU NORTH SD/093/PL	Completed	1:25pm	100%	
32	<b>RIVERS</b>	RIVERS EAST SD/094/RV	Completed	3:pm	RIVERS SOUTH EAST SD/095/RV	Completed	3:00pm	RIVERS WEST SD/096/RV	Completed	3:00pm	100%	
33	<b>SOKOTO</b>	SOKOTO EAST SD/097/SO	Completed	8:25pm	SOKOTO NORTH SD/098/SO	Completed	07:00pm	SOKOTO SOUTH SD/099/SO	Completed	07:30pm	100%	

34	<b>TARABA</b>	TARABA SOUTH SD/100/TR	Completed	3:00pm	TARABA CENTRAL SD/101/TR	Completed	7:00pm	TARABA NORTH SD/02/TR	Completed	7:00pm	100%	
35	<b>YOBE</b>	YOBE EAST SD/103/YB	Completed	9:20am	YOBE NORTH SD/104/YB	Completed	1:20pm	YOBE SOUTH SD/105/YB	Completed	07:45am	100%	
36	<b>ZAMFARA</b>	ZAMFAR NORTH SD/106/ZF	Completed	01:31pm	ZAMFARA CENTRAL SD/107/ZF	Completed	02:52am	ZAMFARA WEST SD/108/ZF	Completed	02:52am	100%	
37	<b>FCT</b>	FEDERAL CAIPTAL TERRITARY SD/109/FCT	Completed	5:00am							100%	
											<b>93%</b>	

Table 45: Collation of House of Representatives Election, March 2015

S/No.	STATE	FEDERAL HOUSE OF REPRESENTATIVE	LGA	Location of Fed. HOR Collation	Collation Status	TIME-STAMP	Grading	Remarks
1	<b>ABIA</b>	ABIA NORTH/ABA SOUTH (FC/001/AB)	ABA SOUTH	ABA TOWN HALL, ABA SOUTH LGA	Completed	N/A	<b>50%</b>	
			ABA NORTH					
2		AROCHUKWU OHAFIA (FC/002/AB)	OHAFIA	COUNCIL HALL OHAFIA LGA HQS, EBEM	Completed	N/A		
			AROCHUKWU					
3		BENDE (FC/003/AB)	BENDE	COUNCIL HALL BENDE LGA HQ	Completed	N/A		
		ISIALA NGWA NORTH/ISIALA NGWA SOUTH (FC/004/AB)	ISIALA NGWA NORTH	COUNCIL HALL ISIALA NGWA NORTH LGA HQ	Completed	N/A		
			ISIALA NGWA SOUTH					
5		ISIUKWUATO/UMU-NNEOCHI (FC/005/AB)	ISIUKWUATO	COUNCIL HALL ISIUKWUATO LGA HQ	Completed	N/A		
			UMU-NNEOCHI					
6		OBINGWA/UGWUNAGBO/OSISIOMA (FC/006/AB)	OSISIOMA	OBINGWA LGA HQ	Completed	N/A		
			UGWUNAGBO					
7		UMUAHIA NORTH 7 SOUTH/IKWUANO (FC/007/AB)	UMUAHIA NORTH	COUNCIL HALL UMUAHIA NORTH LGA HQ	Completed	N/A		
		UMUAHIA SOUTH						
		IKWUANO						
8	UKWA EAST/UKWA WEST (FC/008/AB)	UKWA EAST	UKWA EAST HQ	Completed	N/A			
		UKWA WEST						
9	<b>ADAMAWA</b>	DEMSA/NUMAN/LAMURDE (FC/009/AD)	DEMSA	GSS NUMAN, NUMA LGA	Completed	12:00am	<b>100%</b>	
			NUMAN					
			LAMURDE					
10		FURORE/SONG (FC/010/AD)	FURORE	GSS FURORE, FURORE LGA	Completed	12:00am		
		SONG						
11		MAYO BELWA/GANYE/JADA/TOUNGO (FC/011/AD)	MAYO BELWA	GSS JADA, JADA LGA	Completed	12:00am		
		GANYE						
		JADA						

			TOUNGO						
12		GOMBI/HONG) (FC/012/AD)	GOMBI	GSS GOMBI, GOMBI LGA	Completed	12:00am			
			HONG						
13		GUYUK/SHELLENG (FC/013/AD)	GUYUK	GSS KIRI, KIRI LGA	Completed	12:00am			
			SHELLENG						
14		MADAGALI/MICHIKA (FC/014/AD)	MADAGALI	GSS MICHIKA, MICHIKA LGA	Completed	12:00am			
			MICHIKA						
15		MAIHA/MUBI NORTH & SOUTH (FC/015/AD)	MAIHA	GSS MUBI, MUBI NORTH LGA	Completed	12:00am			
			MUBI NORTH						
			MUBI SOUTH						
16		YOLA NORTH & SOUTH/GIREI (FC/016/AD)	YOLA NORTH	GSS YOLA, YOLA LGA	Completed	12:00am			
			YOLA SOUTH						
17	<b>AKWA IBOM</b>	ABAK/ETIM EKPO/IKA (FC/017/AK)	ABAKEESSIEN UDIM	INEC OFFICE ABAK LGA	Completed	12:00pm	100%		
			ETIM EKPO						
				IKA					
18			EKET/ONNA/ESIT EKET/IBENO (FC/018/AK)	EKET	INEC OFFICE EKET LGA	Completed		10.45pm-12pm	
				ESIT EKET					
				IBENO					
				ONNA					
19			ETINAN/NSIT IBOM/NSIT UBIUM (FC/019/AK)	ETINAN	INEC OFFICE ETINAN	Completed		5.10pm-12pm	
				NSIT IBOM					
				NSIT UBIUM					
				OKOBO					
20			IKONO/INI (FC/020/AK)	IKONO	INEC OFFICE IKONO LGA	Completed		12pm	
				INI					
21			IKOT ABASI/MKPAT ENIN/EASTERN OBOLO (FC/021/AK)	EASTERN OBOLO	INEC OFFICE IKOT ABASI LGA	Completed		12pm	
				IKOT ABASI					
			MKPAT ENIN						
22		IKOT EKPENE/ESSIEN UDIM/OBOT AKARA (FC/022/AK)	ESSIEN UDIM	INEC OFFICE IKOT EKPENE LGA	Completed	12pm			
			IKOT EKPENE						
			OBOT AKARA						
23		ITU/IBIONO IBOM (FC/023/AK)	ITU	INEC OFFICE ITU LGA	Completed	12pm			
			IBIONO IBOM						

24		ORON/MBO/OKOBO/ UDUNG UKO/URUE OFFONG/ORUKO (FC/024/AK)	OKOBO	INEC OFFICE ORON LGA	Completed	12pm		
			MBO					
			ORON					
			UDUN UKO					
			URUE-OFFONG/ORUKO					
25		UKANAFUN/ORUK ANAM (FC/025/AK)	UKANAFUN	INEC OFFICE UKANAFUN LGA	Completed	12pm		Completed under supplementary Elections April 25, 2015
			ORUK ANAM					
26		UYO/URUAN/NSIT ATAI/IBESIKPO ASUTAN (FC/026/AK)	IBESIKPO ASUTAN	INEC OFFICE UYO, UYO LGA	Completed	7.49pm-12pm		
			NSIT ATAI					
			URUAN					
			UYO					
27	<b>ANAMBRA</b>	ANAMBRA EAS/ANAMBRA WEST (FC/027/AN)	ANAMBRA EAST	INEC OFFICE OTUOCHA, ANAMBRA EAST	Completed	N/A	50%	
			ANAMBRA WEST					
28		ONITSHA NORTH/ONITSHA SOUTH (FC/028/AN)	ONITSHA NORTH	INEC OFFICE ONITSHA NORTH LGA	Completed	N/A		
			ONITSHA SOUTH					
29		OGBARU (FC/029/AN)	OGBARU	INEC OFFICE ATANI, OGBARU LGA	Completed	N/A		
30		AGUATA (FC/030/AN)	AGUATA	AGUATA COUNCIL HALL, EKWULOBIA	Completed	N/A		
31		OYI/ANAYEMELU (FC/031/AN)	OYI	OYI LGA INEC OFFICE, NTEJE	Completed	N/A		
			ANAYAMELUM					
32		AWKA NORTH/AWKA SOUTH (FC/032/AN)	AWKA NORTH	AWKA SOUTH LGA INEC OFFICE, AMAWBIA	Completed	N/A		
			AWKA SOUTH					
33		NJIKOKA/DUNUKOFIA/ANA OCHA (FC/033/AN)	NJIKOKA	INEC OFFICE ABAGANA, NJIKOKA LGA	Completed	N/A		
			ANA OCHA					
			DUNUKOFIA					
34		IDEMILI NORTH/IDEMILI SOUTH (FC/034/AN)	IDEMILI NORTH	IDEMILI NORTH LGA INEC OFFICE, OGIDI	Completed	N/A		

			IDEMILI SOUTH						
35		IHIALA (FC/035/AN)	IHIALA	IHIALA LG COUNCIL HALL, EKWUSIGO	Completed	N/A			
36		NNEWI NORTH/NNEWI SOUTH/EKWUSIGO (FC/036/AN)	NNEWI NORTH	NNEWI NOTH LGA INEC OFFICE , UMUDIM	Completed	N/A			
			NNEWI SOUTH						
			EKWUSIGO						
37		ORUMBA NORTH/ORUMBA SOUTH (FC/037/AN)	ORUMBA NORTH	INEC OFFICE OBINIKPA, AJALLI, ORUMBA NORTH LGA	Completed	N/A			
			ORUMBA SOUTH						
38	<b>BAUCHI</b>	ALKALERI/KIRFI (FC/038/BA)	KIRFI	ALKALERI INEC OFFICE	Completed	7.30AM	<b>50%</b>		
			ALKALERI						
39		BAUCHI (FC/039/BA)	BAUCHI	BAUCHI INEC OFFICE	Completed	7.45PM			
40		BOGORO/DASS/TAFAWA BALEWA (FC/040/BA)	TAFAWA BALEWA	TAFAWA BALEWA INEC OFFICE	Completed	11.15PM			
			BOGORO						
			DASS						
41		TORO (FC/041/BA)	TORO	TORO INEC OFFICE	Completed	2:00AM			
42		NINGI/WARJI (FC/042/BA)	NINGI	NINGI INEC OFFICE	Completed	9.30PM			
			WARJI						
43		DARAZO/GANJUWA (FC/043/BA)	DARAZO	DARAZO INEC OFFICE	Completed	7.30AM			
			GANJUWA						
44		MISAU/DAMBAM (FC/044/BA)	MISAU	DARAZO INEC OFFICE	Completed	9.00PM			
			DAMBAN						
45		ZAKI (FC/045/BA)	ZAKI	ZAKI INEC OFFICE	Completed	1.30AM			
46		GAMAWA (FC/046/BA)	GAMAWA	GAMAWA INEC OFFICE	Completed	5.00PM			
47		JAMA'ARE/ITAS-GADAU (FC/047/BA)	JAMA'ARE	JAMA'ARE INEC OFFICE	Completed	5.00PM			
			ITAS GIDAU						
48		SHIRA/GIADE (FC/048/BA)	SHIRA	SHIRA INEC OFFICE	Completed	5.30PM			
			GIADE						
49		KATAGUM (FC/049/BA)	KATAGUM	KATAGUM INEC OFFICE	Completed	3.30AM			
50	<b>BAYELSA</b>	BRASS/NEMBE (FC/050/BY)	BRASS	INEC OFFICE BRASS, BRASS LGA	Completed	N/A	<b>50%</b>		
			NEMBE						
51		OGBIA (FC/051/BY)	OGBIA	OGBIA LGA SECRETARIAT	Completed	N/A			
52		SAGBAMA/EKEREMOR (FC/052/BY)	EKEREMOR	INEC OFFICE SAGBAMA, SAGBAMA LGA	Completed	N/A			
			SAGBAMA						

53		SOUTHERN IJAW (FC/053/BY)	SOUTHERN IJAW	COUNCIL HALL, OKPOROMA TOWN, SOUTHERN IJAW	Completed	N/A				
54		KOLOKUNA-OPOKUMA/YENEGOA (FC/054/BY)	KOLOKUMA/OPOKUMA	YENEGOA LGA COUNCIL HALL	Completed	N/A				
			YENEGOA							
55	<b>BENUE</b>	ADO/OBADIGBO/OKPOKWU (FC/055/BN)	ADO	INEC OFFICE ALONG STADIUM RD, OKPOGA	Completed	1.00AM	<b>100%</b>			
			OGBADIBO							
				OKPOKWU						
				VANDEIKYA						
56			APA/AGATU (FC/056/BN)	APA	DIVISIONAL POLICE OFFICE UGBOKPO	Completed		4AM-7PM		
				AGATU						
57			BURUKU (FC/057/BN)	BURUKU	INEC OFFICE BURUKU	Completed		2.30AM		
58			GBOKO/TARKA (FC/058/BN)	GBOKO	INEC OFFICE YANDEV GBOKO	Completed		10.15PM-1AM		
				TARKA						
59			GUMA/MAKURDI (FC/059/BN)	GUMA	INEC AREA OFFICE LAFIA ROAD, NORTH BANK MARKURDI	Completed		2.00AM		
				MARKURDI						
60			GWER EAST/GWER WEST (FC/060/BN)	GWER EAST	INEC OFFICE MAKURDI RD, ALLADE	Completed		4.45AM-7.30PM		
				GWER WEST						
61			KASTINA-ALA/UKM/LOGO (FC/061/BN)	KASTINA-ALA	INEC OFFICE KASTINA-ALA	Completed		8PM-11PM		
			LOGO							
			UKUM							
62		KONSHISHA/VANDEIKYA (FC/062/BN)	KONSHISHA	INEC OFFICE VANDEIKYA	Completed	1.00AM				
			VANDEIKYA							
63		KWANDE/USHONGO (FC/063/BN)	KWANDE	IEC AREA OFFICE LG SECRETARIAT ADIKPO	Completed	10PM-3AM				
			USHONGO							
64		OJU/OBI (FC/064/BN)	OJU	LOCAL GOVT SECRETARIAT OJU	Completed	3PM-10PM				
			OBI							



65		OTUKPO/OHIMINI (FC/065/BN)	OTUKPO	INEC AREA OFFICE IKOBI VILLAGE, MKD RD, OTUKPO	Completed	3PM-11.30PM			
			OHIMINI						
66	<b>BORNO</b>	ASKIRA-UBA/HAWUL (FC/066/BR)	ASKIRA-UBA	LOCAL COUNCIL CHAMBERS ASKIRA	Completed	N/A	<b>50%</b>		
			HAWUL						
67		BAMA/NGALA/KALA-BALGE (FC/067/BR)	BAMA	BAMA LOCAL COUNCIL CHAMBERS	Completed	N/A			
			KALA/BALGE						
			NGALA						
68		BIU/KWAYA-KUSAR/SHANI/BAYO (FC/068/BR)	BIU	BIU LG COUNCIL CHAMBERS HALL, BIU TOWN	Completed	N/A			
			BAYO						
			KWAYA KUSAR						
			SHANI						
69		DIKWA/MAFA/KONDUGA (FC/069/BR)	DIKWA	COLLEGE OF BUS AND ADMIN STUDIES KONDUGA	Completed	N/A			
			MAFA						
			KONDUGA						
70		DAMBOA/GWOZA/CHIBOK (FC/070/BR)	DAMBOA	DAMBOA LGA INEC OFFICE	Completed	N/A			
			GWOZA						
			CHIBOK						
71	KAGA/GUBIO/MAGUMERI (FC/071/BR)	KAGA	MAGUMERI LGA COUNCIL CHAMBERS	Completed	N/A				
		GUBIO							
		MAGUMERI							
72	MONGUNO/NGANZA/MARTE (FC/072/BR)	MONGUNO	INEC OFFICE MONGUNO TOWN, MONGUNO LGA	Completed	N/A				
		MARTE							
73	KUKAWA/MOBBAR/ABADAM/GUZAMALI (FC/073/BR)	KUKAWA	INEC OFFICE KUKAWA TOWN	Completed	N/A				
		MOBBAR							
		ABADAM							
		GUZAMALI							
74	JERE (FC/074/BR)	JERE	JERE LOCAL COUNCIL CHAMBERS KHADDAMA	Completed	N/A				
75	MAIDUGURI METROPOLITAN (FC/075/BR)	MAIDUGURI METRO	MAIDUGURI METRO COUNCIL	Completed	N/A				

				INEC OFFICE						
76	CROSS RIVER	YAKURR/ABI (FC/076/CR)	YAKURR ABI	INEC OFFICE UGEP, YAKURR	Completed	N/A	75%			
77		AKAMKPA/BIASE (FC/077/CR)	AKAMKPA BIASE	INEC OFFICE AKAMKPA URBAN	Completed	6.33PM				
78		BOKI/IKOM (FC/078/CR)	BOKI IKOM	INEC OFFICE IKOM, OPP HIGH COURT	Completed	6.33PM				
79		CALABAR SOUTH/AKPABUYO/BAKASSI (FC/079/CR)	CALABAR SOUTH AKPABUYO BAKASSI	INEC OFFICE CALABAR SOUTH	Completed	6.33PM				
80		CALABAR MUNICIPAL/ODUKPANI (FC/080/CR)	CALABAR MUNICIPAL ODUKPANI	INEC OFFICE CALABAR	Completed	6.33PM				
81		OBANLIKU/OBUDU/BEKWARRA (FC/081/CR)	BEKWARRA OBANLIKU OBUDU	INEC OFFICE, OBUDU	Completed	N/A				
82		OBUBRA/ETUNG (FC/082/CR)	OBUBRA ETUNG	INEC OFFICE OBUBRA	Completed	N/A				
83		OGOJA/YALA (FC/083/CR)	OGOJA YALA	INEC OFFICE OGOJA	Completed	6.00AM				
84		DELTA	ANIOCHA NORTH & SOUTH/OSHIMILI NORTH & SOUTH (FC/084/DT)	ANIOCHA NORTH ANIOCHA SOUTH OSHIMILI NORTH OSHIMILI SOUTH	INEC OFFICE ASABA, OSHIMILI SOUTH LGA	Completed		6.00PM	100%	
85			BOMADI/PATANI (FC/085/DT)	BOMADI PATANI	OLUO PRI. SCH. BOMADI	Completed		6.00PM		
86			ETHIOPE EAST & WEST (FC/086/DT)	ETHIOPE EAST ETHIOPE WEST	ETHIOPE EAST LGA COUNCIL HALL, ISOKOLO	Completed		2:00pm 2:00pm		Concluded under April 11, 2015 Elections
87			IKA NORTH & SOUTH (FC/087/DT)	IKA NORTH-EAST IKA SOUTH	INEC OFFICE AGBOR, IKA SOUTH LGA	Completed		6.00PM		
88			ISOKO NORTH & SOUTH (FC/088/DT)	ISOKO NORTH	ISOKO NORTH COUNCIL HALL,	Completed		6.00PM		

			ISOKO SOUTH	OLEH				
89		NDOKWA EAST/NDOKWA WEST/UKWUANI (FC/089/DT)	NDOKWA EAST	INEC OFFICE KWALE, NDOKWA WEST LGA	Completed	6.00PM		
			NDOKWA WEST					
			UKWUANI					
90		OKPE/SAPELE/UVWIE (FC/09/DT)	OKPE	INEC OFFICE OKEROKPE, OKPE LGA	Completed	2:00pm		
			SAPELE			2:00pm		
			UVWIE			2:00pm		
91		BURUTU (FC/091/DT)	BURUTU	AREA CUSTOMARY COURT HALL, BURUTU	Completed	6.00PM		
92		UGHELLI NORTH & SOUTH/UDU (FC/092/DT)	UGHELLI NORTH	INEC OFFICE UGHELI NORTH	Completed	2:00pm		
			UGHELLI SOUTH		Completed	2:00pm		
			UDU		Completed	2:00pm		
93		WARRI NORTH/WARRI SOUTH/WARRI WEST (FC/093/DT)	WARRI NORTH	INEC OFFICE WARRI, WARRI SOUTH	Completed	6.00PM		
			WARRI SOUTH					
			WARRI SOUTH WEST					
94	<b>EBONYI</b>	EBONYI/OHAUKWU (FC/094/EB)	EBONYI	OHAUKWU LGA COUNCIL HALL, EZZAMGBO	Completed	10.00PM	<b>100%</b>	
			OHAUKWU					
95		ABAKALIKI/IZZI (FC/095/EB)	ABAKALIKI	ABAKALIKI LGA COUNCIL HALL	Completed	7.00PM-8.34PM		
			IZZI					
96		EZZA NORTH/ISHIELU (FC/096/EB)	EZZA NORTH	ISHIELU LG COUNCIL HALL, ISHIELU	Completed	2.57PM-9.54PM		
			ISHIELU					
97		EZZA SOUTH /IKWO (FC/097/EB)	EZZA SOUTH	EZZA SOUTH LG COUNCIL HALL, ANUEKE	Completed	2.45PM-5PM		
			IKWO					
98		IVO-OHAOZARA/ONICHA (FC/097/EB)	IVO-OHAOZARA	OHAOZARA LG COUNCIL HALL, OBI OZARA	Completed	10PM-11.12AM		
			ONICHA					
99		AFIKPO NORTH & SOUTH (FC/098/EB)	AFIKPO NORTH	AFIKPO NORTH LGA COUNCIL HALL, AFIKPO	Completed	4.35PM-9.10PM		

			AFIKPO SOUTH						
100	<b>EDO</b>	AKOKO-EDO (FC/100/ED)	AKOKO-EDO	COUNCIL HALL IGARRA, AKKO-EDO RD	Completed	N/A	<b>50%</b>		
101		ESAN CENTRAL/ESAN SOUTH/IGUEBEN (FC/101/ED)	ESAN CENTRAL	OKAIJESAN HALL IRRUA	Completed	N/A			
			ESAN WEST						
			IGUEBEN						
102		ESAN NORTH//ESAN SOUTH EAST (FC/102/ED)	ESAN N-EAST	SACRED HEART GIRLS SEC SCHL UBIAJA, ESAN SOUTH EAST	Completed	N/A			
			ESAN S-EAST						
103		ETSAKO EAST/WEST AND CENTRAL (FC/103/ED)	ETSAKO EAST	LG COUNCIL HALL AUCHI, ETSAKO WEST	Completed	N/A			
			ETSAKO CENTRAL						
			ETSAKO WEST						
104		EGOR/IKPOBA-OKHA (FC/104/ED)	EGOR	EGHOSA GRAMMER SCHL B/C	Completed	N/A			
			IKPOBA-OKHA						
105		OREDO (FC/105/ED)	OREDO	URHOKPOTA HALL,B/CITY, OREDO LGA	Completed	N/A			
106		ORHIONMWON/UHUNMWODE (FC/106/ED)	ORHIONMWON	ISIGIE COLLEGE HALL, ABUDU, ORHIONMWON	Completed	N/A			
			UHUNMWODE						
107	OVIA NORTH EAST/OVIA SOUTH WEST (FC/107/ED)	OVIA NORTH EAST	COUNCIL HALL, IGUOBAZUWA, OVIA S-WEST	Completed	N/A				
		OVIA S-WEST							
108	OWAN ESAT/OWAN WEST (FC/108/ED)	OWAN EAST	INST. OF PHYSICAL EDU. AFUZE	Completed	N/A				
		OWAN WEST							
109	<b>EKITI</b>	ADO EKITI/IREPODUN/IFELODUN(FC/109/EK)	ADO EKITI	MARY IMMACULATE GIRLS'S GRAMMER SCH. ADO	Completed	11.50PM-1.30AM	<b>100%</b>		
			IREPODUN/IFELODUN						
110		EKITEKITI SOUTH/IKERE/ORUN/ISE (FC/110/EK)	EKITI SOUTH WEST	HOLY TRINITY PR. SCH. ODO OJA IKERRE-EKITI	Completed	10.50PM-11.45PM			
			IKERE						
			ISE/ORUN						
111	EMURE/GBONYIN/EKITI EAST (FC/111/EK)	EMURE	ST. MARY PRI. SCH. IDE-EKITI	Completed	10.57PM-11.50				
		AIYADIRE (GBONYIN)							
		EKITI EAST							

112		IDO-OSI,MOBA/ILEJEME (FC/112/EK)	IDO-OSI MOBA ILEJEMEJE	ST. DAVID'S ANG. PRI. SCH. IDO-EKITI	Completed	9pm		
113		IJERO/EKITI WEST/EFON (FC /113/EK)	IJERO EFON EKITI WEST	LG SECRETARIAT ARAMOKO EKITI	Completed	10.54PM- 11.45PM		Completed under supplementary Elections April 25, 2015
114		IKOLE/OYE (FC/114/EK)	IKOLE OYE	ST. AUGUSTINE COMPR. HIGH SCHL OYE EKITI	Completed	10.30PM- 11.30PM		
115	<b>ENUGU</b>	ANINRI/AWGU/OJI RIVER (FC/115/EN)	ANINRI AWGU OJI RIVER	ANWU LG COUNCIL HALL, AWGU	Completed	11.20AM- 4PM	<b>100%</b>	
116		ENUGU EAST/ISI-UZO (FC/116/EN)	ENUGU EAST ISIUZO	ENUGU EAST LG COUNCIL HALL	Completed	1.30PM- 3PM		
117		ENUGU NORTH & SOUTH (FC/117/EN)	ENUGU NORTH ENUGU SOUTH	ENUGU NORTH LG COUNCIL HALL, OGUI	Completed	3.30PM- 4.20PM		
118		EZEAGU/UDI (FC/118/EN)	EZEAGU UDI	UDI COUNCIL HALL, UDI	Completed	11.55AM- 2PM		
119		IGBO-ETITI/UZO-UWANI (FC/119/EN)	IGBO-ETITI UZO-UWANI	INEC OFFICE OGBEDE	Completed	1PM- 1.40PM		
120		IGBO-EZE NORTH/ UDENU (FC/120/EN)	IGBO-EZE NORTH UDENU	UDENU LG COUNCIL HALL, OBOLLO AFOR	Completed	1.43PM- 7.30PM		
121		NKANU EAST & WEST (FC/121/EN)	NKANU EAST NKANU WEST	LGA COUNCIL HALL, AGBANI	Completed	10AM- 3PM		
122		NSUKKA/IGBO-EZE SOUTH (FC/122/EN)	IGBO-EZE SOUTH	NSUKKA LGA COUNCIL HALL	Completed	1PM- 1.28PM		

			NSUKA					
123	<b>GOMBE</b>	AKKO (FC/123/GM)	AKKO	GOVT. TECH SCH. KUMO, AKKO LGA	Completed	3PM	<b>100%</b>	
124		YAMALTU/DEBA (FC/124/GM)	YAMALTU/DEBA	GDSS DEBA	Completed	10-4PM		
125		BALANGA/ BILLIRI (FC/125/GM)	BALANGA	FED. GOVT COLLEGE BILLIRI	Completed	10-4PM		
			BILLIRI					
126		KALTUNGO/SHONGOM (FC/126/GM)	KALTUNGO	GGASS KALTUNGOM	Completed	10-4PM		
			SHONGOM					
127		GOMBE/KWAMI/FUNAKAYE (FC/127/GM)	FUNAKAYE	GSS MALAM SIDI	Completed	10-4PM		
			GOMBE					
			KWAMI					
128	DUKKU/NAFADA (FC/128/GM)	NAFADA	GSS DUKKU	Completed	10-4PM			
		DUKKU						
129	<b>IMO</b>	EHIME MBANO/IHITE-UBOMA/OBOWO (FC/129/IM)	EHIME MBANO	IHITE-UBOMA LGA COUNCIL HALL, ISIWEKE	Completed	8PM	<b>100%</b>	
			IHITE-UBOMA					
			OBOWO					
130		ISIALA MBANO/OKIGWE/ONUIMO (FC/130/IM)	ISIALA MBANO	ONUIMO LGA COUNCIL HQ	Completed	8PM		
			OBOWO					
			OKIGWE					
			ONUIMO					
131		IDEATO NORTH & SOUTH (FC/131/IM)	IDEATO NORTH	IDEATO NORTH COUNCIL HQ, URUALLA	Completed	8PM		
			IDEATO SOUTH					
132		ISU/NJABA/NKWERRE/NWANGELE (FC/132/IM)	ISU	NWANGELE LG COUNCIL HQ, AMIGBO	Completed	8PM-9PM		
			NJABA					
			NKWERRE					
			NWANGELE					
133		OGUTA/OHAJI-EGBEMA/ORU-WEST (FC/133/IM)	OGUTA	OGUTA LG COUNCIL HALL, OGUTA	Completed	8PM		
			OHAJI/EGBEMA					
		ORU WEST						
134	ORU EAST/ORSU/ORLU (FC/134/IM)	ORLU	ORLU LG HQ	Completed	8PM			
		ORSU						
		ORU EAST						

135		ABOH MBAISE/NGOR OKPALA (FC/135/IM)	ABO-MBAISE	NGOR OKPALA LG COUNCIL HQ, UMUNEKE	Completed	8PM		
			NGOR OKPALA					
136		AHIAZU MBAISE/EZIHITTE (FC/136/IM)	AHIAZU MBAISE	AHIAZU MBAISE COUNCIL HQ, AFOR-ORU	Completed	8PM		
			EZHNIHITTE MBAISE					
137		IKEDURU/MBAITOLU (FC/137/IM)	IKEDURU	MBAITOLU LG COUNCIL HQ, NWAORIEUBI	Completed	8AM- 9AM		
			MBAITOLU					
138		OWERRI MUNICIPAL/OWERRI NORTH & SOUTH (FC/138/IM)	OWERRI MUNICIPAL	OWERRI MINICIPAL COUNCIL HALL HQ, OWERRI	Completed	8PM		
			OWEERI NORTH					
			OWERRI WEST					
139	<b>JIGAWA</b>	BABURA/GARKI (FC139/JG)	BABURA	BABURA LG SECRETARIAT	Completed	5:43pm	<b>100%</b>	
			GARKI					
140		BIRNIN KUDU/BUJI (FC/140/JG)	BIRNIN KUDU	BIRNIN KUDU LG SECRETARIAT	Completed	4:56pm		
			BUJI					
141		BIRNIWA GURI/KIRIKASAMMA (FC/141/JG)	BIRNIWA	BIRNIWA LG SRETARIAT	Completed	6:54		
			GURI					
			KIRI KASAMA					
142		DUTSE/KIYAWA (FC/142/JG)	DUTSE	DUTSE LG SECRETARIAT	Completed	3:24pm		
			KIYAWA					
143		GWARAM (FC/143/JG)	GWARAM	GWARAM LG SECRETARIAT	Completed	10:40pm		
144		GUMEL/MAIGATARI/SULE TANKARKAR/GAGARAWA (FC/144/JG)	GAGARAWA	GUMEL LGA SRETARIAT	Completed	5:43pm		
			MAIGATARI					
			S/TANKARKAR					
			GUMEL					
145		HADEJIA/KAFIN HAUSA/AUYO (FC/145/JG)	HADEJIA	HADEJIA LG SECRETARIAT	Completed	3:56pm		
			AUYO					
			KAFIN HAUSA					
146		JAHUN/MIGA (FC/146/JG)	JAHUN	JAHUN LG SECRETARIAT	Completed	5:40pm		
			MIGA					
								<b>All Jigawa Completed Fed. HoR Elections concluded under April 11, 2015 Elections</b>

147		MALLAM MADORI/KAUGAMA (FC/147/JG)	KAUGAMA	KAUGAMA LG SECRETARIAT	Completed	3:56pm		
			MALLAM MADORI					
148		KAZAURE/RONI/GWIWA/YANKWASHI (FC/148/JG)	KAZAURE	KAZAURE LG SECRETARIAT	Completed	3:56pm		
			GWIWA					
			RONI					
			YANKWASHI					
149		JIGAWA NORTH - WEST SD/051/JG	RINGIM	RINGIM LG SECRETARIAT	Completed	6:42pm		
			TAURA					
150	<b>KADUNA</b>	KADUNA NORTH (FC/150/KD)	KADUNA NORTH	COUNCIL CHAMBERS, NORTH LGA	Completed	12PM	<b>100%</b>	
151		ZARIA (FC/151/KD)	ZARIA	INEC OFFICE, ZARIA LGA	Completed	6AM		
152		SOBA (FC/152/KD)	SOBA	INEC OFFICE SOBA LGA	Completed	4PM		
153		IGABI (FC/153/KD)	IGABI	GOVT SEC. SCHL RIGACHIKUN	Completed	2AM		
154		IKARA/KABAU (FC/154/KD)	IKARA	INEC OFFICE IKARA LGA	Completed	1AM		
			KABAU					
155		MAKARFI/KUDAN (FC/155/KD)	MAKARFI	MAKARFI LGA SECRETARIAT	Completed	11AM-11PM		
			KUDAN					
156		LERE (FC/156/KD)	LERE	INEC OFFICE, LERE LGA	Completed	5AM		
157		KACHIA/KAGARKO (FC/157/KD)	KACHIA	INEC OFFICE KACHIA LGA	Completed	11AM		
			KAGARKO					
158		CHIKUN/KAJURU (FC/158/KD)	CHIKUN	INEC OFFICE CHIKUN LGA	Completed	6AM		
			KAJURU					
159		JAMA'S/SANGA (FC/159/KD)	JAMA'A	INEC OFFICE, JAMA'A LGA	Completed	1PM		
			SANGA					
160		BIRNIN GWARI/GWIWA (FC/160/KD)	BIRNIN GWARI	INEC OFFICE BIRNIN GWARI LGA	Completed	3AM		
			GIWA					
161		SABON GARI (FC/161/KD)	SABON GARI	LGA SECRETARIAT, SABON GARI	Completed	6PM		
162		KADUNA SOUTH (FC/162/KD)	KADUNA SOUTH	INEC OFFICE, KADUNA SOUTH LGA	Completed	12AM		



163		KAURA (FC/163/KD)	KAURA	INEC OFFICE KAURA LGA	Completed	6PM			
164		KAURU (FC/164/KD)	KAURU	INEC OFFICE KAURU LGA	Completed	11AM			
165		ZANGO KATAF/JABA (FC/165/KD)	ZANGO KATAF	INEC OFFICE ZANGGWA, Z/KAFAR	Completed	1AM			
			JABA						
166	<b>KANO</b>	ALBASU/GAYA/AJINGI (FC/166/KN)	ALBASU	GAYA LGA	Completed	N/A	<b>50%</b>		
			GAYA						
				AJINGI					
167			SHANONO/BAGWAI (FC/SHANON/KN)	SHANONO	SHANONO LGA SRETARIAT	Completed		N/A	
				BAGWAI					
168			BEBJI/KIRU (FC/168/KN)	BEBEJI	KIRU LGA SECRETARIAT	Completed		N/A	
				KIRU					
169			BICHI (FC/169/KN)	BICHI	BICHI LGA SECRETARIAT	Completed		N/A	
170			RANO/BUNKURE/KIBIYA (FC/170/KN)	RANO	RANO LGA SRETARIAT	Completed		N/A	
				BUNKURE					
				KIBIYA					
171			DALA (FC/171/KN)	DALA	LGA SECRETARIAT, DALA	Completed		N/A	
172			GWALE (FC/172/KN)	GWALE	GWALE GSS	Completed		N/A	
173			DAMBATTA/MAKODA (FC/173/KN)	DAMBATTA	DAMBATA GOVT GIRLS ARABIC SEC. SCH	Completed		N/A	
				MAKODA					
174			DAWAKIN KUDU/WARAWA (FC/174/KN)	DAWAKIN KUDU	LGA SECRETARIT, D/KUDU	Completed		N/A	
				WARAWA					
175			DAWAKIN TOFA/TOFA/RIMIN GADO (FC/175/KN)	DAWAKIN TOFA	D/TOFA LGA SECRETARIAT	Completed		N/A	
				TOFA					
			RIMIN GADO						
176		DOGUWA/TUDUN WADA (FC/176/KN)	DOGUWA	T/WADA GOVT GIRLS ARABIC GIRL'S SEC. SCH	Completed	N/A			
			TUDUN WADA						
177		GEZAWA/GABASAWA (FC/177/KN)	GEZAWA	GEZAWA LGA SECRETARIAT	Completed	N/A			
			GABASAWA						
178		GWARZO/KABO (FC/178/KN)	GWARZO	GWARZO LGA SRETARIAT	Completed	N/A			
			KABO						
179		MUNICIPAL (FC/179/KN)	MUNICIPAL	INEC OFFICE KMC	Completed	N/A			

180		TARAUNI (FC/180/KN)	TARAUNI	FGC KANO	Completed	N/A		
181		KARAYE/ROGO (FC/181/KN)	KARAYE ROGO	KARAYE LGA SECRETARIAT	Completed	N/A		
182		KUMBOTSO (FC/182/KN)	KUMBOTSO	KUMBOTSO LGA SECRETARIAT	Completed	N/A		
183		KURAM/MADOBI/GARUN MALLAM (FC/183/KN)	KURA MADOBI GARUN MALLAM	KURA INEC OFFICE	Completed	N/A		
184		NASARAWA (FC/184/KN)	NASARAWA	SCHL OF HEALTH	Completed	N/A		
185		FAGGE (FC/185/KN)	FAGGE	FAGGE INEC OFFICE	Completed	N/A		
186		SUMAILA/TAKAI (FC/186/KN)	SUMAILA TAKAI	TAKAI LGA SECRETARIAT	Completed	N/A		
187		MINJIBIR/UNGOGO (FC/187/KN)	MINJIBIR UNGOGO	UNGOGO LGA SECRETARIAT	Completed	N/A		
188		TSANYAWA/KUNCHI (FC/188/KN)	TSANYAWA KUNCHI	TSANYAWA LGA SECRETARIAT	Completed	N/A		
189		WUDIL/GARKO (FC/189/KN)	WUDIL GARKO	WUDIL LGA SEC.	Completed	N/A		
190	<b>KATSINA</b>	BAKORI/DANJA (FC/190/KT)	BAKORI DANJA	BAKORI LGA CHAMBER	Completed	8PM	<b>100%</b>	
191		BATAGARAWA/CHARANCHI/RIMI (FC/191/KT)	BATAGARAWA RIMI CHARACHI	RIMI LGA CHAMBER	Completed	2PM		
192		BATSARI/SAFANA/DANMUSA (FC/192/KT)	BATSARI SAFANA DANMUSA	SAFANA LGA CHAMBER	Completed	2PM		
193		BINDAWA/MANI (FC/193/KT)	BINDAWA MANI	MANI LGA CHAMBER	Completed	2PM		
194		DAURA/SANDAMU/MAI'ADUA (FC/194/KT)	DAURA SANDAMU MAI'ADUA	DAURA LGA CHAMBER	Completed	2PM		
195		DUTSIN-MA/KURFI(FC/195/KT)	DUTSIN-MA KURFI	DUTSIN-MA LGA CHAMBER	Completed	2PM		

196		FASKARI/KANKARA/SABUWA (FC/196/KT)	FASKARI	KANKARA LGA CHAMBER	Completed	8PM- 10:45PM		
			KANKARA					
			SABUWA					
197		FUNTUA/DANDUME (FC/197/KT)	FUNTUA	INEC OFFICE FUNTUA LGA	Completed	2PM		
			DANDUME					
198		INGAWA/KANKIA/KUSADA (FC/199/KT)	INGAWA	KANKIA LGA CHAMBER	Completed	8PM- 11:15PM		
			KANKIA					
			KUSADA					
199		JIBIA/KAITA (FC/199/KT)	JIBIA	JIBIA LGA CHAMBER	Completed	2PM		
			KAITA					
200		MALUMFASHI/KAFUR (FC/200/KT)	MALUMFASHI	MALUMFASHI LGA CHAMBER	Completed	2PM		
			KAFUR					
201		KASTINA (FC/201/KT)	KASTINA	KASTINA INEC OFFICE	Completed	2PM		
202		MASHI/DUTSI (FC/202/KT)	MASHI	MASHI INEC OFFICE	Completed	2PM		
			DUTSI					
203		MATAZU/MUSAWA (FC/203/KT)	MUSAWA	MUSAWA LGA CHAMBER	Completed	2PM		
			MATAZU					
204		ZANGO/BAURE (FC/204/KT)	ZANGO	BAURE LGA CHAMBERS	Completed	2PM		
			BAURE					
205	<b>KEBBI</b>	AREWA/DANDI (FC/205/KB)	AREWA	DANDI LGA SECRETARIAT	Completed	10:35AM	<b>100%</b>	
			DANDI					
206		ARGUNGU/AUGIE (FC/206/KB)	ARGUNGU	INEC OFFICE ARGUNGU	Completed	8.25PM - 1.15AM		
			AUGIE					
207		BAGUDU/SURU (FC/207/KB)	BAGUDO	INEC OFFICE BAGUDU	Completed	3:15AM- 9:30AM		
			SURU					
208		BUNZA/BIRNIN KEBBI/KALGO (FC/208/KB)	BUNZA	INEC OFFICE BIRNIN KEBBI	Completed	3:45PM- 10:15PM		
			BIRNIN KEBBI					
			KALGO					
209		ALEIRO/GWANDU/JEGA	ALEIRO	INEC OFFICE JEGA	Completed	1:05AM-		

		(FC/209/KB)				5:55PM		
			GWANDU					
			JEGA					
210		KOKO-BESSE/MAIYAMA (FC/210/KB)	KOKO-BESSE	INEC OFFICE MAIYAMA	Completed	6:20AM-6:35AM		
			MAIYAMA					
211		FAKAI/SAKABA/WASAGU/DANKO/ZURU (FC/211/KB)	FAKAI	INEC OFFICE ZURU	Completed	3:10AM-10:20PM		
			SAKABA					
			WASAGU					
			DANKO					
			ZURU					
212		NGASKI/SHANGAI/YAURI (FC/212/KB)	NGASKI	INEC OFFICE YAURI	Completed	4:30AM-2:15PM		
			SHANGA					
			YAURI					
213	<b>KOGI</b>	ADAVI/OKEHI (FC/213/KG)	ADAVI	ADAVI LGA COUNCIL SECRETARIAT	Completed	12:00PM	<b>100%</b>	
			OKEHI					
214		ANKPA/OMALA/OLAMABORO (FC/214/KG)	ANKPA	ANKPA LGA COUNCIL SEC	Completed	3:00PM		
			OLAMABOLO					
			OMALA					
215		BASSA/DEKINA (FC/215/KG)	BASSA	DEKINA LGA COUNCIL SEC.	Completed	12:00PM		
			DEKINA		Completed	9m		Completed under supplementary Elections April 25, 2015
216		IDAH/IGALAMELA ODOLU/IBAJI/OFU (FC/216/KG)	IDAH	IDAH LGA COUNCIL SEC.	Completed	3AM-3PM		
			IGALAMELA ODOLU					
			IBAJI					
			OFU					
217		IJUMU/KABBA-BUNU (FC/217/KG)	IJUMU	KABBA LGA COUNCIL SEC.	Completed	12:00PM-3PM		
			KABBA-BUNU					
218		AJAOKUTA (FC/218/KG)	AJAOKUTA	AJAOKUTA LGA COUNCIL SEC.	Completed	3:00PM		
219		KOGI (LOKOJA)/KOGI(K.K)	KOGI (LOKOJA)	LOKOJA LGA COUNCIL	Completed	3:00PM		

		(FC/219/KG)		SECRETARIAT					
			KOGI (K.K)						
220		OKENE/OGORI-MAGONGO (FC/220/KG)	OKENE	OKENE LGA COUNCIL SEC.	Completed	12PM			
			OGORI-MAGONGO						
221		YAGBA EAST/YAGBA WEST/MOPAMURO (FC/221/KG)	MOPAMURO	INEC OFFICE ISANLU, YAGBA EAST	Completed	3AM- 3PM			
			YAGBA EAST						
			YAGBA WEST						
222	<b>KWARA</b>	BARUTEN/KAIAMA (FC/222/KW)	BARUTEN	INEC OFFICE, KAIAMA	Completed	8.20PM- 10.30PM	<b>100%</b>		
			KAIAMA						
223		EDU/MORO/PATEGI (FC/223/KW)	EDU	INEC LGA OFFICE BODE SAADU	Completed	8.35PM- 11.40PM			
			MORO PATEGI						
224		EKITI/ISIN/IREPODUN/OKE-ERO (FC/224/KW)	EKITI	INEC LGA OFFICE, OMU-ARAN	Completed	8.45PM- 11.12PM			
			OKE-ERO IREPODUN ISIN						
225		ILORIN EAST/ILORIN SOUTH (FC/225/KW)	ILORIN EAST	INEC LGA OFFICE, ILORIN EAST	Completed	9.00PM- 9.25PM			
			ILORIN SOUTH						
226		ILORIN WEST/ASA (FC/226/KW)	ASA	INEC LGA OFFICE, ILORIN WEST	Completed	8PM- 9.40PM			
			ILORIN WEST						
227	IFELODUN/OFFAR/OYUN (FC/227/KW)	IFELODUN	INEC LGA OFFICE, OFFA	Completed	8.50PM- 11.26PM				
		OYUN OFFA							
228	<b>LAGOS</b>	AGEGE (FC/228/LA)	AGEGE	AGEGE LGA SECTARIAT HALL	Completed	7PM	<b>100%</b>		

229	IFAKO/IJAYE (FC/229/LA)	IFAKO	COUNCIL HALL IFAKO-IJAYE LGA SECRETARIAT	Completed	7PM
		IJAYE			
230	ALIMOSHO (FC/230/LA)	ALOMOSHO	COUNCIL HALL ALIMOSO LGA SECRETARIAT	Completed	7PM
231	BADAGRY (FC/231/LA)	BADAGRY	COUNCIL HALL BADAGRY LGA SEC	Completed	7PM
232	EPE (FC/232/LA)	EPE	COUNCIL HALL EPE LGA SEC	Completed	7PM
233	IBEJU LEKKI (FC/233/LA)	IBEJU-LEKKI	COUNCIL HALL IBEJU LEKKI LGA	Completed	7PM
234	ETI-OSA (FC/234/LA)	ETI-OSA	ETI-OSA LGA HALL	Completed	7PM
235	APAPA (FC/235/LA)	APAPA	APAPA LGA SECRETARIAT	Completed	7PM
236	IKEJA (FC/236/LA)	IKEJA	IKEJA LOCAL GOVERNMENT COUNCIL CHAMBER	Completed	7PM
237	IKORUDU (FC/237/LA)	IKORUDU	COUNCIL HALL IKORODU LGA SECRETARIAT	Completed	7PM
238	LAGOS ISLAND I (FC/238/LA)	LAGOS ISLAND	CITY HALL, LAGOS ISLAND	Completed	7PM
239	LAGOS ISLAND II (FC/239/LA)	LAGOS ISLAND	CITY HALL, LAGOS ISLAND	Completed	7PM
240	LAGOS MAINLAND (FC/240/LA)	LAGOS MAINLAND	COUNCIL HALL LAGOS MAINLAND LGA SECRETARIAT	Completed	7PM
241	MUSHIN I (FC/241/LA)	MUSHIN	COUNCIL HALL MUSHIN LGA SECRETARIAT	Completed	7PM
242	MUSHIN II (FC/242/LA)	MUSHIN	COUNCIL HALL MUSHIN LGA SECRETARIAT	Completed	7PM
243	OJO (FC/243/LA)	OJO	COUNCIL CHAMBER OJO, LGA SEC	Completed	7PM
244	AMUWO-ODOFIN (FC/244/LA)	AMUWO-ODOFIN	COUNCIL CHAMBER AMUWO ODOFIN LGA SEC	Completed	7PM
245	AJEROMI/IFELODUN (FC/245/LA)	AJEROMI	COUNCIL HALL AJEROMI IFELODUN LGA SECRETARIAT	Completed	7PM
		IFELODUN			
246	OSHODI/ISOLO I (FC/246/LA)	OSHODI/ISOLO	SECRETARIAT OSHODI-ISOLO LGA	Completed	7PM
247	OSHODI/ISOLO II (FC/247/LA)	OSHODI/ISOLO	SECRETARIAT OSHODI-ISOLO LGA	Completed	7PM
248	SHOMOLU (FC/248/LA)	SHOMOLU	COUNCIL HALL SHOMOLU LGA SECRETARIAT	Completed	7PM
249	KOSOFE (FC/249/LA)	KOSOFE	COUNCIL HALL KOSOFE LGA SECRETARIAT	Completed	7PM

250		SURULERE I (FC/250/LA)	SULURERE	COUNCIL HALL SURULERE LGA SECRETARIAT	Completed	7PM			
251		SURULERE II (FC/251/LA)	SULURERE	COUNCIL HALL SURULERE LGA SECRETARIAT	Completed	7PM			
252	<b>NASSARAWA</b>	AKWANGA/NASARAWA/EGGON/WAMBA (FC/252/NW)	AKWANGA	VIP COUNCIL CHAMBERS, AKWANGA LGA	Completed	12.57	<b>100%</b>		
			NASARAWA-EGGON						
			EGGON						
		WAMBA							
253		AWE/DOMA/KEANA (FC/253/NW)	AWE	COUNCIL CHAMBERS AWE	Completed	12.57			
			DOMA						
			KEANA						
254		KEFFI/KARU/KOKONA (FC/254/NW)	KEFFI	MAIN AUDITORIUM NAS. STATE UNI. KEFFI	Completed	12.57			
			KARU						
			KOKONA						
255	LAFIA/OBI (FC/255/NW)	LAFIA	COLLEGE OF AGRIC. LAFIA	Completed	12.57				
		OBI							
256	NASARAWA/TOTO (FC/256/NW)	NASARAWA	FED. POLY NASARAWA	Completed	12.57				
		TOTO							
257	<b>NIGER</b>	AGAIE/LAPAI (FC/257/NG)	AGAIE	DENDO SEC. SCH, AGAIE	Completed	5:45PM	<b>90%</b>		
			LAPAI						
258		AGWARA/BORGU (FC/258/NG)	AGWARA	GOVT SCIENCE SEC. SCHOOL NEW BUSSA	Completed	11AM			
			BORGU						
259		BIDA/GBAKO/KATCHA (FC/259/NG)	BIDA	GOVT. COLLEGE BIDA	Completed	11:20PM			
			KATCHA						
			GBAKO						
260		BOOSO/PAIKORO (FC/260/NG)	BOSSO	COLLEGE OF EDUCATION MINNA	Completed	N/A			
			PAIKORO						
261		CHANCHAGA (FC/261/NG)	CHANCHAGA	EDUCATION RESOURCE CENTRE MINNA	Completed	11:30AM			
262	GURARA/SULEJA/TAPA (FC/262/NG)	GURARA	SULEIMAN BARAU TECH. COLLEGE SULEJA	Completed	20:00PM				
		SULEJA							

			TAPA					
263		LAVUN/MOKWA/EDATI (FC/263/NG)	LAVUN	GOVT. SCIENCE COLLEGE KUTIGI	Completed	12:25AM		
			MOKWA					
			EDATI					
264		MAGAMA/RIJAU (FC/264/NG)	MAGAMA	GOVT. SEC. SCH. RIJAU	Completed	12:50AM		
			RIJAU					
265		KOTANGORA/WUSHISHI/MARIGA/MASHEGU (FC/265/NG)	KOTANGORA	GOVT. TECH. COLLEGE KONTAGORA	Completed	13:30PM		
			WUSHISHI					
			MARIGA					
			MASHEGU					
266		SHIRORO/RAFI/MUNGA (FC/266/NG)	SHIRORO	FED. TECH. COLLEGE KUTA	Completed	N/A		
			RAFI					
			MUNGA					
267	<b>OGUN</b>	ABEOKUTA NORTH/OBAFEMI-OWODE/ODEDA (FC/267/OG)	OBAFEMI/OWODE	UNITY SCHOOL AGO IKA	Completed	8PM-8:30PM	<b>100%</b>	
			ABEOKUTA NORTH					
			ODEDA					
268		ABEOKUTA SOUTH (FC/268/OG)	ABEOKUTA SOUTH	CENTRAL HALL AKE	Completed	8:30PM		
269		ADO-ODO/OTA (FC/269/OG)	ADO-ODO	LG SECRETARIAT HALL	Completed	9:45PM		
			OTA					
270		EGBADO NORTH/IMEKO-AFON (FC/270/OG)	IMEKO AFON	MULTI-PURPOSE TOWN HALL OKE OYINBO AYETORO	Completed	9:45PM		
			EGBADO NORTH					
271		EGBADO SOUTH/IPOKIA (FC/271/OG)	EGBADO SOUTH	ORONA TOWN HALL ILARO	Completed	9:50PM		
			IPOKIA					
272		IFO/EWEKORO (FC/282/OG)	IFO	R.C.M SCH 1,IFO	Completed	8:50PM		
			EWEKORO					
273		IJEBU NORTH/IJEBU EAST/OGUN WATERSIDE (FC/273/OG)	IJEBU NORTH	ST. MARY PRY SCH IJEBU MUSHIN	Completed	5:40PM		
			IJEBU EAST					
			OGUN WATERSIDE					
274		IJEBU ODE/ODOGBOLU/IJEBU NORTH EAST (FC/274/OG)	IJEBU-ODE	IJEBU ODE GRAMMAR SCH IJEBU ODE	Completed	5:05PM		
			ODOGBOLU					
			IJEBU NORTH EAST					



275		IKENNE/SHAGAMU/REMO NORTH (FC/275/OG)	IKENNE	TOWN HALL IKENNE	Completed	6PM			
			SHAGAMU						
			REMO NORTH						
276	<b>ONDO</b>	AKOKO NORTH EAST/AKOKO NORTH WEST (FC/276/OD)	AKOKO NORTH EAST	VICTORY COLLEGE IKARE, IKARE AKOKO NORTH EAST	Completed	10AM- 12PM	<b>100%</b>		
			AKOKO NORTH WEST						
277		AKOKO SOUTH EAST/AKOKO SOUTH WEST(FC/277/OD)	AKOKO SOUTH EAST	ST. PATRICK COLLEGE IWARO OKA AKOKO SOUTH WEST	Completed	9AM- 2PM			
			AKOKO SPUH WEST						
278		AKURE NORTH/AKURE SOUTH (FC/278/OD)	AKURE NORTH	UNITY SECONDARY SCH AKURE,AKURE SOUTH	Completed	11PM- 12PM			
			AKURE SOUTH						
279		IDANRE/IFEDORE (FC/279/OD)	IDANRE	LOCAL GOVT COUNCIL HALL OWENA IDANRE	Completed	8AM- 9AM			
			IFEDORE						
280		ILEOLUJI/OKEIGBO/ODIGBO (FC/280/OD)	ILEOLUJI	TOWN HALL ILEOLUJI/OKEIGBO LGA	Completed	10AM- 12PM			
			OKEIGBO						
			ODIGBO						
281		OKITIPUPA/IRELE (FC/281/OD)	IRELE	STELLA MARRIS COLLEGE OKITIPUPA, OKITIPUPA LGA	Completed	9AM- 5PM			
			OKITIPUPA						
282		ESE-ODO/ILAJE (FC/282/OD)	ESE-ODO	CIVIC CENTER IGBOKODA ILAJE LGA	Completed	6PM- 6:30PM			
		ILAJE							
283	ONDO EAST/ONDO WEST (FC/283/OD)	ONDO EAST	TOWN HALL ENUOWA,ONDOWEST	Completed	6:45AM- 8AM				
		ONDO WEST							
284	OWO/OSE (FC/284/OD)	OWO	MAPO HALL OWO, OWO LGA	Completed	2PM- 7:30PM				
		OSE							
285	<b>OSUN</b>	IREPODUN/OLORUNDA/OSOGBO/OROLU (FC/285/OS)	IREPODUN	OSOGBO CITY HALL, OSOGBO LGA	Completed	7:45AM- 8:02AM	<b>100%</b>		
			OLORUNDA						
			OSOGBO						
			OROLU						

286		ODO-OTIN/IFELODUN/BORRIPE (FC/286/OS)	ODO-OTIN	IKIRUN TOWN HALL	Completed	6:16AM-8:23AM		
			IFELODUN					
			BORRIPE					
287		BOLUWADURO/IFEDAYO/ILA (FC/287/OS)	BOLUWADURO	ILA LGA SECRETARIAT	Completed	6:58AM-8:45AM		
			IFEDAYO					
			ILA					
288		ATAKUNMOSAEAST/ATAKUNMOSA WEST/ILESHEA EAST/ILESHEA WEST (FC/288/OS)	ATAKUNMOSA EAST	OBOOKUN BUSI TOWN HALL	Completed	6AM-8:15AM		
			ATAKUNMOSA WEST					
			ILESHEA WEST					
			ILESHEA EAST					
289		OBOOKUN/ORIADE (FC/289/OS)	OBOOKUN	IJEBU IJESHA GRAMMAR SCHOOL	Completed	7:05AM-8AM		
			ORIADE					
290		IFE CENTRAL/IFE NORTH/IFE SOUTH/IFE EAST (FC/290/OS)	IFE CENTRAL	OLUOROGBO HIGH SCHOOL ILE IFE	Completed	7AM-8:15AM		
			IFE EAST					
			IFE NORTH					
			IFE SOUTH					
291		AYEDIRE/IWO/OLA-OLUWA (FC/291/OS)	AYEDIRE	BAPTIST HIGH SCH. ADEKE IWO, IWO LGA	Completed	7AM-8:15AM		
			IWO					
			OLA-OLUWA					
292		AYEDADE/IREWOLE/ISOKAN (FC/292/OS)	AYEDADE	IREWOLE LGA SECRETARIAT	Completed	6:12AM-7:30AM		
			IREWOLE					
			ISOKAN					
293		EDE NORTH/EDE SOUTH/EGBEDORE/EJIGBO (FC/293/OS)	EDE NORTH	LG SECRETARIAT SAKI WEST	Completed	7AM-8:25AM		
			EDE SOUTH					
			EGBEDORE					
			EJIGBO					
294	<b>OYO</b>	AFIJIO/OYO EAST/OYO WEST/ATIBA (FC/294/OY)	AFIJIO	INEC OFFICE OYO EAST KOSOBO OYO	Completed	11PM	<b>100%</b>	

		OYO EAST			
		OYO WEST			
		ATIBA			
295	AKINYELE/LAGELU (FC/295/OY)	AKINYELE	INEC OFFICE AKINYELE	Completed	11PM
		LAGELU			
296	EGBEDA/ONA-ARA (FC/296/OY)	EGBEDA	INEC OFFICE EGBEDA	Completed	11PM
		ONA-ARA			
297	IBARAPA CENTRAL/IBARAPA NORTH (FC/297/OY)	IBARAPA CENTRAL	LG SEC IGBO ORA IBARAPA CENTRAL	Completed	11PM
		IBARAPA NORTH			
298	IBARAPA EAST/IDO (FC/298/OY)	IBARAPA EAST	INEC OFFICE IDO	Completed	11PM
		OLORUNSOGO			
299	SAKI EAST/SAKI WEST/ATISBO (FC/299/OY)	SAKI EAST	LG SECRETARIAT SAKI	Completed	11PM
		SAKI WEST			
		ATISBO			
		IWAJOWA			
300	IREPO/ORELOPE/OLORUNSOGO (FC/300/OY)	IREPO	LG SECRETARIAT IGBOHO,OORELOPE LGA	Completed	11PM
		ORELOPE			
		OLORUNSOGO			
301	ISEYIN/ITESIWAJU/KAJOLA/IWAJOWA (FC/301/OY)	ISEYIN	LGA SECRETARIAT ISEYIN	Completed	11PM
		ITESIWAJU			
		KAJOLA			
		IWAJOWA			
302	OGBOMOSO NORTH/OGBOMOSO SOUTH/ORIRE (FC/302/OY)	OGBOMOSO NORTH	TOWN HALL OJA IGBO OGBOMOSO NORTH	Completed	11PM
		OGBOMOSO SOUTH			
		ORIRE			
303	OGO-OLUWA/SURULERE (FC/303/OY)	OGO OLUWA	LGA SECRETARIAT AJAAWA	Completed	11PM
		SURULERE			
304	OLUYOLE (FC/304/OY)	OLUYOLE	LGA IDI AYUNRE OLUYOLE	Completed	11PM
305	IBADAN N-EAST/IBADAN S-EAST (FC/305/OY)	IBADAN NORTH EAST	LGA SECRETARIAT MAPO HALL IBADAN SOUTH EAST	Completed	11PM
		IBADAN SOUTH EAST			
306	IBADAN S-EAST/IBADAN N-WEST (FC/306/OY)	IBADAN S EAST	LG SEC RING ROAD OLUYOLE ESTATE IBADAN SOUTH WEST	Completed	11PM

			IBADAN N WEST						
307		IBADAN NORTH (FC/307/OY)	IBADAN NORTH	LG SEC. AGODI IBADAN	Completed	11PM			
308	<b>PLATEAU</b>	JOS NORTH/BASSA (FC/308/PL)	JOS NORTH	JOS NORTH LGA SECRETARIAT	Completed	4:03AM	<b>100%</b>		
			BASSA						
309		JOS SOUTH/JOS EAST (FC/309/PL)	JOS SOUTH	JOS SOUTH LGA SECRETARIAT	Completed	1:02AM			
			JOS EAST						
310		BARKIN LADI/RIYOM (FC/310/PL)	BARKIN LADI	BARKIN LADI LGA SECRETARIAT	Completed	12:00AM			
			RIYOM						
311		BOKKOS/MANGU (FC/311/PL)	BOKKOS	MANGU LGA SECRETARIAT	Completed	3:00AM			
			MANGU						
312		KANKE/PANKSHIN/KANAM (FC/312/PL)	KANKE	PANKSHIN LGA SECRETARIAT	Completed	11:35AM			
			PANKSHIN						
			KANAM						
313		WASE (FC/313/PL)	WASE	WASE LGA SECRETARIAT	Completed	6:00AM			
314		LANGTANG NORTH/LANGTANG SOUTH (FC/314/PL)	LANGTANG NORTH	LANGTANG NORTH LGA SECRETARIAT	Completed	10:00PM			
			LANGTANG SOUTH						
315	MIKANG/QUA'ANPAN/SHEDAM (FC/315/PL)	MIKANG	SHEDAM LGA SECRETARIAT	Completed	10:20AM				
		QUA'ANPAN							
		SHEDAM							
316	<b>RIVERS</b>	ABUA-ODUAL/AHOADA (FC/316/RV)	ABUA-ODUAL	COUNCIL HALL AHOADA EAST LGA	Completed	4PM	<b>100%</b>		
			AHOADA EAST						
317		AHAOADA WEST/OGBA/EGBEMA/NDONI (FC/317/RV)	AHOADA WEST	COUNCIL CENTER HALL OMOKU LGA	Completed	4PM			
			OGBA						
			EGBEMA						
			NDONI						
318		DEGEMA/BONNY (FC/318/RV)	BONNY	COUNCIL HALL DEGEMA LGA	Completed	4PM			
			DEGEMA						
319		AKUKU-TORU/ASARI-TORU (FC/319/RV)	AKUKU-TORU	MULTI-PURPOSE HALL ABONNEMA AKUKU-TORU LGA	Completed	4PM			
			ASARI-TORU						
320	OKRIKA/OGU-BOLO (FC/320/RV)	OKRIKA	COUNCIL HALL OKRIKA	Completed	4PM				
		OGU-BOLO							
321	OPOBO/NKORO/ANDONI (FC/321/RV)	OPOBO	COUNCIL HALL NGO, ANDONI LGA	Completed	4PM				

			NKORO					
322		ELEME/TAI/OYIGBO (FC/322/RV)	ELEME	OLD COUNCIL HALL OGALE ELEME LGA	Completed	4PM		
			TAI					
			OYIGBO					
323		KHANA/GOKANA (FC/323/RV)	GOKANA	SWANU-FINIMA NWIKA CONF. HALL BORI	Completed	4PM		
			KHANA					
324		IKWERRE/EMOHUA (FC/324/RV)	IKWERRE	ISIOKPO COUNCIL HALL,IKWERRE LGA	Completed	4PM		
			EMOHUA					
325		ETCHE/OMUMA (FC/325/RV)	ETCHE	COUNCIL OKEHI, ETCHE LGA	Completed	4PM		
			OMUMA					
326		OBIO AKPOR (FC/326/RV)	OBIO AKPOR	LG COUNCIL HALL RUMUODUMANY,OBIO/AKPOR LGA	Completed	4PM		
327		PORT HARCOURT I (FC/327/RV)	PORT HARCOURT I	CITY COUNCIL PORT- HARCOURT LGA	Completed	4PM		
328		PORT HARCOURT II (FC/328/RV)	PORT HARCOURT II	CITY COUNCIL PORT- HARCOURT LGA	Completed	4PM		
329	<b>SOKOTO</b>	ISA/SABON BIRNI (FC329/SO)	ISA	ISA LGA CONF. ROOM ISA	Completed	6:25PM	<b>100%</b>	
			SABON BIRNI					
330		GORONTO/ GADA (FC/330/SO)	GORONYO	GADA LGA CONF. ROOM	Completed	4:58PM		
			GADA					
331		WURNO/RABAH (FC/331/SO)	WURNO	WURNO LGA CONF. ROOM	Completed	5:05PM- 5:25PM		
			RABAH					
332		ILLELA/GWADABAWA (FC/332/SO)	ILLELA	GWADABAWA LGA CONFERENCE ROOM	Completed	5:35PM		
			GWADABAWA					
333		TANGAZA/GUDU (FC/333/SO)	TAGANZA	TANGAZA LGA CONFERENCE ROOM	Completed	5:35PM		
			GUDU					
334		BINJI/SILAME (FC/334/SO)	BINJI	BINJI LGA CONFERENCE ROOM	Completed	5:25PM		
			SILAME					
335		KWARE/WAMAKO (FC/335/SO)	KWARE	KWARE LGA CONFERENCE ROOM	Completed	5:05PM- 5:30PM		

			WAMA KO					
336		SOKOTO NORTH/SOKOTO SOUTH (FC/336/SO)	SOKOTO NORTH	SOKOTO NORTH LGA CONF. ROOM	Completed	6:30PM		
			SOKOTO SOUTH					
337		DANGE-SHUNI/BODINGA/TURETA (FC/337/SO)	DANGE SHUNI	BODINGA LGA CONFERENCE ROOM	Completed	5:40PM		
			TURETA					
			BODINGA					
338		YABO/SHAGARI (FC/338/SO)	YABO	YABO LGA CONF. ROOM YABO	Completed	5:00PM		
			SHAGARI					
339		KEBBE/TAMBUWAL (FC/339/SO)	TAMBUWAL	TAMBUWAL LGA CONFERENCE ROOM	Completed	5:00PM		
			KEBBE					
340	<b>TARABA</b>	BALI/GASSOL (FC/340/TR)	BALI	BALI LGA SECRETARIAT, BALI	Completed	9AM	<b>67%</b>	
			GASSOL					
341		TAKUM/DONGA/ USSA (FC/341/TR)	TAKUM	TAKUM LGA SECRETARIAT	Incompleted	N/A		
			DONGA					
			USSA					
342		SARDAUNA/KURMI/GASHAKA (FC/342/TR)	SARDAUNA	SARDAUNA LGA SECRETARIAT	Completed	12AM		
			KURMI					
343		IBI/WUKARI (FC/343/TR)	WUKARI	WUKARI RECREATIONAL CENTRE	Incompleted	N/A		
			IBI					
344		JALINGO/YORRO/ZING (FC/344/TR)	JALINGO	JALINGO LGA SECRETARIAT	Completed	10AM		
			YORRO					
			ZING					
345		KARIM LAMIDO/LAU/ARDO-KOLA (FC/345/TR)	LAU	LAU LGA SECRETARIAT	Completed	11AM		
			ARDO-KOLA					
			KARIM-LAMIDO					
346	<b>YOBE</b>	BADE/JAKUSKO (FC/346/YB)	BADE	GOVT SECONDARY SCH GASHUA	Completed	8:10AM- 7:20PM	<b>100%</b>	
			JAKUSKO					
347		BURSARI/GEIDAM/YUNUSARI (FC/347/YB)	BURSARI	G.S.S GEIDAM	Completed	2:45PM- 10:50PM		
			GEIDAM					
			YUNUSARI					

348		DAMATURU/GUJBA/GULANI/TARMUWA (FC/348/YB)	DAMATURU	FEDERAL SEC. DAMATURU	Incompleted	9:50AM-2:30PM		
			GUJBA					
			GULANI					
			TARMUWA					
349		FIKA/FUNE (FC/349/YB)	FIKA	FEDERAL POLY. DAMATURU	Completed	8:05AM-12:50PM		
			FUNE					
350		MACHINA/NGURU/YUSUFARI/KARASUWA (FC/350/YB)	MACHINA	GOVT SEC. NGURU	Completed	8:05AM-9:10PM		
			NGURU					
			YUSUFARI					
351		NANGERE/POTISKUM (FC/351/YB)	NANGERE	BUSINESS STUDIES, POTISKUM, POTISKUM	Completed	12:45PM-1:20PM		
			POTISKUM					
352	<b>ZAMFARA</b>	KAURA-NAMODA/BIRNIN MAGAJI (FC/352/ZF)	K/NAMODA	INEC OFFICE KAURA NAMODA	Completed	N/A	<b>94%</b>	
			BIRNIN MAGAJI					
353		SHINKAFI/ZURMI (FC/353/ZF)	SHINKAKI	INEC OFFICE ZURMI	Completed	2:54PM		
			ZURMI					
354		GUSAU/TSAFE (FC/354/ZF)	GUSAU	INEC OFFICE GUSAU	Completed	2:52AM		
			TSAFE					
355		BUNGUDU/MARU	BUNGUDU	INEC OFFICE BUNGUDU	Completed	11:45AM		
			MARU					
356		ANKA/TALATA/ MAFARA (FC/356/ZF)	ANKA	INEC OFFICE TALATA MAFARA	Completed	11:45AM		
			T/MAFARA					
357		BAKURA/MARADUN (FC/357/ZF)	MARADUN	INEC OFFICE MARADUN	Completed	6:17PM		
			BAKURA					
358		GUMMI/BUKKUYUM (FC/358/ZF)	BUKKUYUM	INEC OFFICE GUMMI	Completed	13:11PM		
			GUMMI					
359	<b>FCT</b>	ABAJI/GWAGWALADA/KWALI/KUJE (FCT/359/FCT)	ABAJI	GSS KWALI, KWALI AREA COUNCIL	Completed	5AM-8:07PM	<b>100%</b>	
			KWALI					
			GWAGWALADA					
			KUJE					
360		MUNICIPAL/BWARI (FC/360/FCT)	MUNICIPAL	INEC FCT OFFICE, AREA 10, ABUJA	Completed	9AM		

			BWARI					
							89%	



Table 46: Red Zone Performance Chart: April 11, 2015, (Governorship & State Houses of Assembly Elections)

S/N	STATE	RAC PREPARATION	SECURITY	TRANSPORTATION	RAC CAMP ACTIVITY	EMS STATE A & V	STATE ASSEMBLY COLLATION	GOVERNORSHIP COLLATION	PREPARATION & SUBMISSION	RETRIEVAL OF ELECTION MATERIAL	GRADING	Completed Activity	Uncompleted Activity	Unreported Activity
		100%	89%	86%	69%	57%	85%	97%	81%	86%	93%			
1	ABIA	100%	100%	80%	0%	0%	100%	100%	100%	84%	74%	44%	33%	22%
2	ADAMAWA	100%	100%	100%	100%	75%	88%	100%	100%	100%	96%	89%	11%	0%
3	AWKA-IBOM	100%	0%	100%	100%	74%	100%	100%	100%	100%	86%	67%	22%	11%
4	ANAMBRA	100%	0%	0%	0%	75%	14%	0%	100%	100%	43%	22%	33%	44%
5	BAUCHI	100%	100%	100%	100%	50%	62%	100%	100%	100%	90%	78%	22%	0%
6	BAYELSA	100%	100%	80%	0%	0%	50%	0%	25%	42%	44%	0%	56%	44%
7	BENUE	100%	100%	100%	0%	0%	100%	100%	100%	100%	78%	56%	22%	22%
8	BORNO	100%	100%	100%	0%	48%	100%	99%	100%	100%	83%	56%	33%	11%
9	CROSS RIVER	100%	100%	100%	0%	39%	96%	100%	75%	100%	79%	56%	33%	11%
10	DELTA	100%	100%	100%	100%	66%	76%	100%	100%	100%	94%	78%	22%	0%
11	EBONY	100%	80%	100%	100%	66%	100%	100%	100%	100%	94%	67%	33%	0%
12	EDO	100%	80%	20%	100%	50%	82%	0%	25%	100%	62%	33%	56%	11%
13	ENUGU	100%	100%	100%	100%	75%	100%	100%	100%	100%	97%	89%	11%	0%
14	EKITI	100%	100%	100%	100%	75%	100%	0%	100%	100%	86%	67%	22%	11%
15	GOMBE	100%	100%	100%	100%	39%	100%	100%	100%	100%	93%	89%	11%	0%
16	IMO	100%	100%	100%	0%	75%	30%	100%	100%	67%	75%	44%	44%	11%
17	JIGAWA	100%	100%	100%	100%	72%	90%	100%	100%	100%	96%	78%	22%	0%
18	KADUNA	100%	100%	100%	100%	69%	63%	100%	100%	88%	91%	56%	44%	0%
19	KANO	100%	80%	0%	100%	74%	50%	50%	0%	33%	54%	22%	56%	22%
20	KASTINA	100%	80%	100%	100%	75%	100%	100%	100%	100%	95%	67%	33%	0%
21	KEBBI	100%	100%	100%	100%	49%	100%	100%	75%	100%	92%	78%	22%	0%
22	KOGI	100%	100%	100%	100%	71%	85%	0%	25%	100%	76%	56%	33%	11%
23	KWARA	100%	100%	100%	100%	75%	100%	100%	25%	56%	84%	67%	33%	0%
24	LAGOS	100%	100%	100%	17%	75%	100%	100%	25%	0%	69%	56%	33%	11%
25	NASARAWA	100%	100%	0%	0%	21%	100%	100%	100%	100%	69%	67%	11%	22%
26	NIGER	100%	100%	100%	100%	5%	98%	100%	75%	100%	86%	67%	33%	0%
27	ONDO	100%	100%	100%	100%	75%	100%	0%	100%	100%	86%	67%	22%	11%
28	OGUN	100%	80%	100%	100%	25%	100%	100%	100%	100%	89%	78%	22%	0%
29	OSUN	100%	100%	100%	100%	75%	100%	0%	100%	100%	86%	78%	11%	11%
30	OYO	100%	100%	100%	100%	49%	100%	100%	100%	100%	94%	89%	11%	0%
31	PLATEAU	100%	80%	100%	33%	75%	89%	100%	50%	0%	70%	56%	33%	11%
32	RIVER	100%	100%	100%	100%	72%	94%	100%	100%	100%	96%	78%	22%	0%
33	SOKOTO	100%	100%	100%	100%	75%	100%	100%	100%	100%	97%	89%	11%	0%
34	TARABA	100%	100%	100%	67%	43%	95%	100%	50%	100%	84%	56%	44%	0%
35	YOBE	100%	100%	100%	33%	75%	79%	100%	100%	100%	87%	56%	44%	0%
36	ZAMFARA	100%	100%	100%	33%	84%	91%	75%	75%	100%	84%	44%	56%	0%
37	FCT	0%	0%	0%	0%	0%	0%	0%	0%	0%	0%	0%	0%	0%

Figure 15: EMS 2<sup>st</sup> phase Red Zone Performance Chart

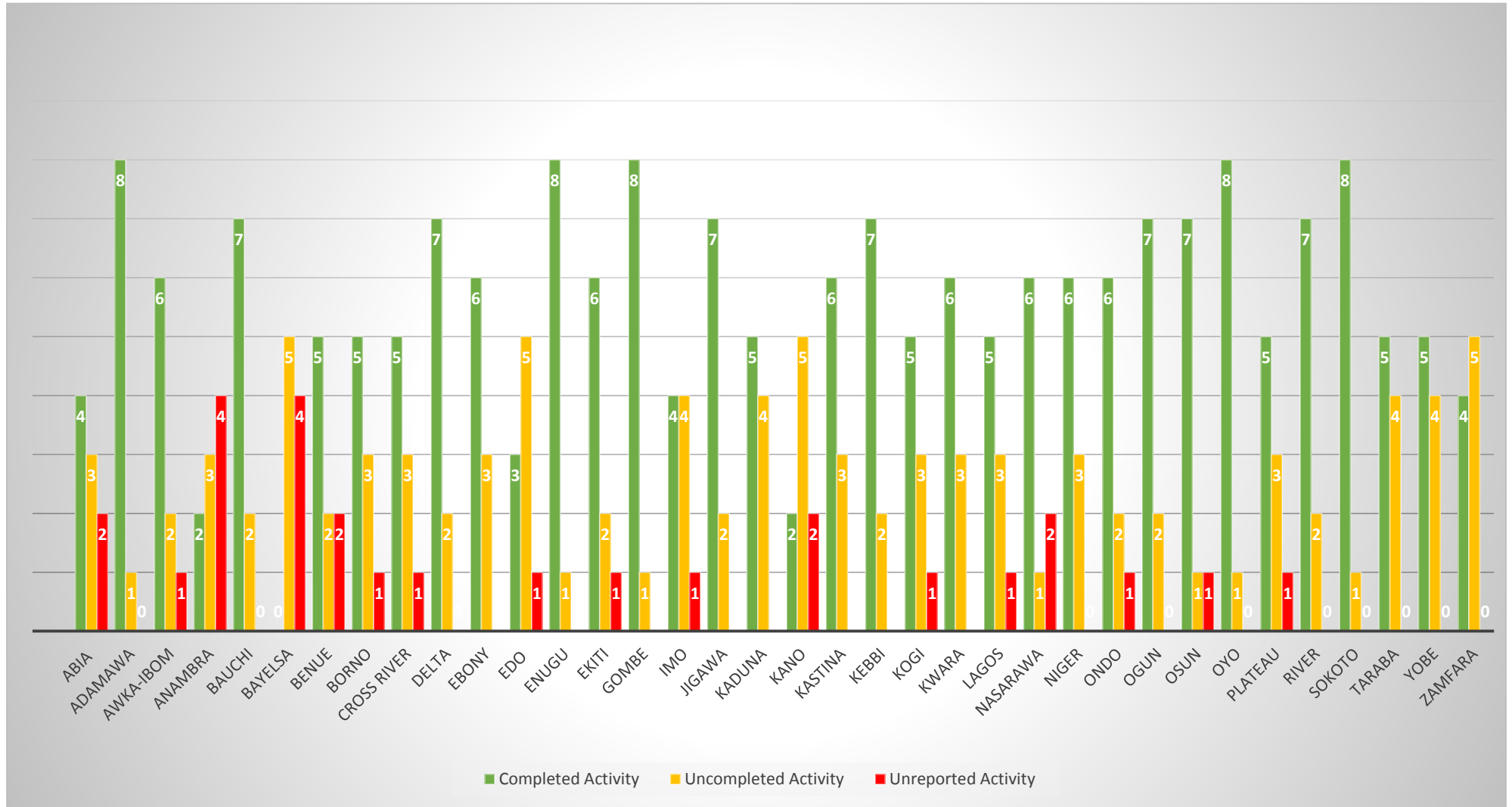


Figure 16: EMS 2<sup>st</sup> phase Red Zone Performance Chart

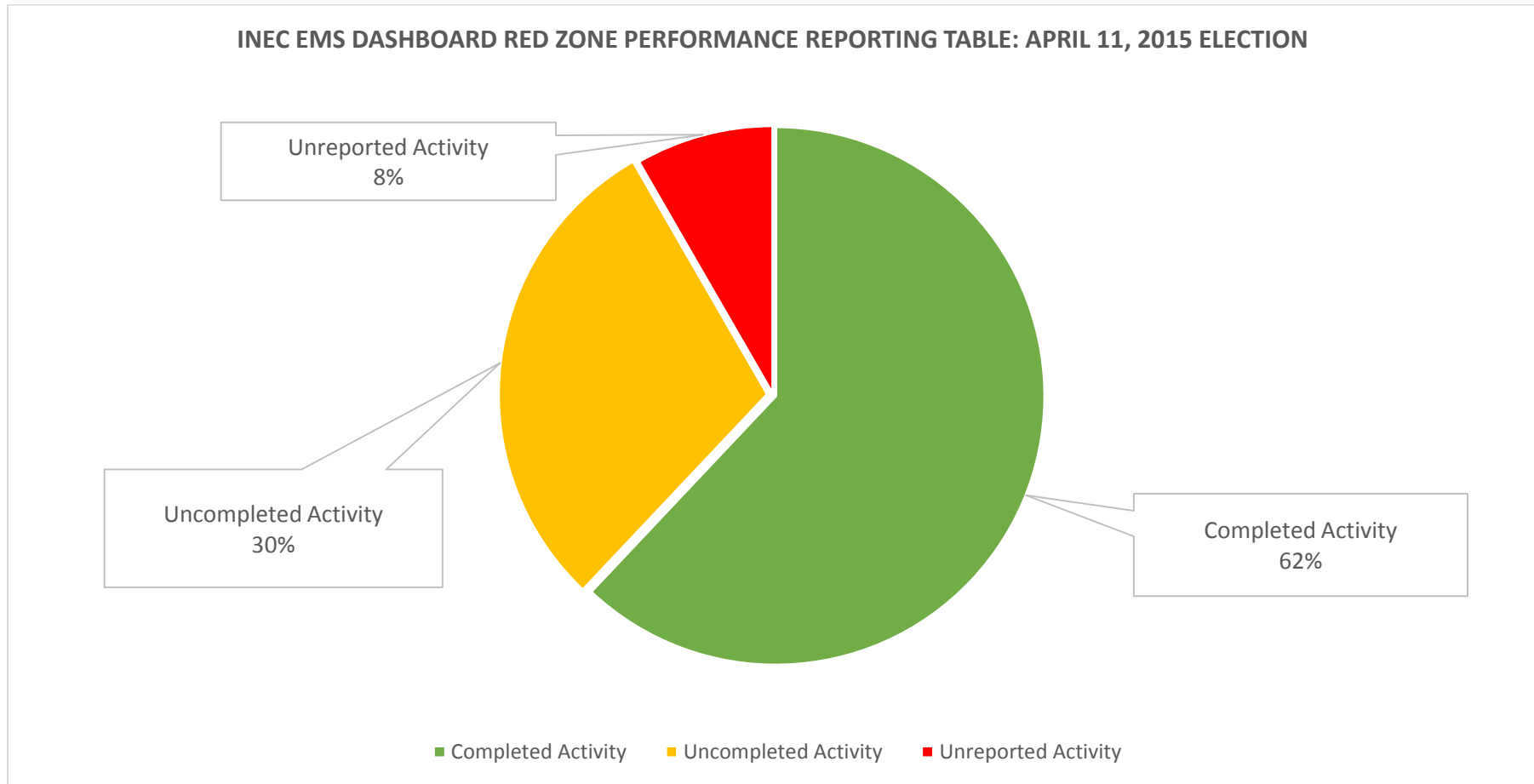


Table 47: Phase II RAC Preparation, April, 2015

S/N	States	Transportation Plan	RAC Activation	Payment for RAC Venue	Availability of Functional Generator	Hiring of Canopies Table and Chair	GRADING
1	ABIA	100%	100%	100%	100%	100%	100%
2	ADAMAWA	100%	100%	100%	100%	100%	100%
3	AWKA-IBOM	100%	100%	100%	100%	100%	100%
4	ANAMBRA	100%	100%	100%	100%	100%	100%
5	BAUCHI	100%	100%	100%	100%	100%	100%
6	BAYELSA	100%	100%	100%	100%	100%	100%
7	BENUJE	100%	100%	100%	100%	100%	100%
8	BORNO	100%	100%	100%	100%	100%	100%
9	CROSS RIVER	100%	100%	100%	100%	100%	100%
10	DELTA	100%	100%	100%	100%	100%	100%
11	EBONY	100%	100%	100%	100%	100%	100%
12	EDO	100%	100%	100%	100%	100%	100%
13	ENUGU	100%	100%	100%	100%	100%	100%
14	EKITI	100%	100%	100%	100%	100%	100%
15	GOMBE	100%	100%	100%	100%	100%	100%
16	IMO	100%	100%	100%	100%	100%	100%
17	JIGAWA	100%	100%	100%	100%	100%	100%
18	KADUNA	100%	100%	100%	100%	100%	100%
19	KANO	100%	100%	100%	100%	100%	100%
20	KASTINA	100%	100%	100%	100%	100%	100%
21	KEBBI	100%	100%	100%	100%	100%	100%
22	KOGI	100%	100%	100%	100%	100%	100%
23	KWARA	100%	100%	100%	100%	100%	100%
24	LAGOS	100%	100%	100%	100%	100%	100%
25	NASARAWA	100%	100%	100%	100%	100%	100%
26	NIGER	100%	100%	100%	100%	100%	100%
27	ONDO	100%	100%	100%	100%	100%	100%
28	OGUN	100%	100%	100%	100%	100%	100%
29	OSUN	100%	100%	100%	100%	100%	100%
30	OYO	100%	100%	100%	100%	100%	100%
31	PLATEAU	100%	100%	100%	100%	100%	100%
32	RIVER	100%	100%	100%	100%	100%	100%
33	SOKOTO	100%	100%	100%	100%	100%	100%
34	TARABA	100%	100%	100%	100%	100%	100%
35	YOBE	100%	100%	100%	100%	100%	100%
36	ZAMFARA	100%	100%	100%	100%	100%	100%
37	FCT	No Election					
	<b>TOTAL</b>	<b>100%</b>	<b>100%</b>	<b>100%</b>	<b>100%</b>	<b>100%</b>	<b>100%</b>

Table 48: Security Arrangements, April, 2015

S/N	States	Total No. of Security Personnel	Adequacy	No. of Personnel @ RACs	Adequacy	No. of Personnel @ PUs	Adequacy	No. of Personnel @ Collation	Adequacy	No. of Personnel @ Patrol	Adequacy	Grading
1	ABIA	2670	100%	852	100%	812	100%	955	100%	51	100%	100%
2	ADAMAWA	462	100%	105	100%	42	100%	105	100%	210	100%	100%
3	AWKA-IBOM	0	0%	0	0%	0	0%	0	0%	0	0%	0%
4	ANAMBRA	0	0%	0	0%	0	0%	0	0%	0	0%	0%
5	BAUCHI	13694	100%	636	100%	12222	100%	636	100%	200	100%	100%
6	BAYELSA	4020	100%	155	100%	3665	100%	120	100%	80	100%	100%
7	BENUE	13755	100%	1656	100%	11064	100%	230	100%	805	100%	100%
8	BORNO	13741	100%	1798	100%	11727	100%	108	100%	108	100%	100%
9	CROSS RIVER	254	100%	57	100%	40	100%	74	100%	83	100%	100%
10	DELTA	850	100%	150	100%	75	100%	500	100%	125	100%	100%
11	EBONY	156	100%	65	100%	39	100%	52	100%	0	0%	80%
12	EDO	162	100%	36	100%	54	100%	72	100%	0	0%	80%
13	ENUGU	10094	100%	610	100%	8874	100%	425	100%	185	100%	100%
14	EKITI	8800	100%	1062	100%	6580	100%	1062	100%	96	100%	100%
15	GOMBE	966	100%	570	100%	22	100%	99	100%	275	100%	100%
16	IMO	334	100%	10	100%	54	100%	54	100%	216	100%	100%
17	JIGAWA	11188	100%	975	100%	8959	100%	751	100%	503	100%	100%
18	KADUNA	757	100%	138	100%	69	100%	138	100%	412	100%	100%
19	KANO	27566	100%	2904	100%	24222	100%	440	100%	0	0%	80%
20	KASTINA	10006	100%	102	100%	9802	100%	102	100%	0	0%	80%
21	KEBBI	5400	100%	1350	100%	1350	100%	1350	100%	1350	100%	100%
22	KOGI	420	100%	126	100%	63	100%	210	100%	21	100%	100%
23	KWARA	7258	100%	509	100%	5572	100%	563	100%	614	100%	100%
24	LAGOS	200	100%	40	100%	40	100%	40	100%	80	100%	100%
25	NASARAWA	4522	100%	882	100%	2990	100%	130	100%	520	31%	100%
26	NIGER	1020	100%	114	100%	53	100%	466	100%	387	100%	100%
27	ONDO	296	100%	76	100%	54	100%	76	100%	90	100%	100%
28	OGUN	320	100%	60	100%	60	100%	200	100%	0	0%	80%
29	OSUN	10749	100%	1328	100%	9030	100%	361	100%	30	100%	100%
30	OYO	20155	100%	2106	100%	14349	100%	1902	100%	1798	100%	100%
31	PLATEAU	9645	100%	1242	100%	7893	100%	510	100%	0	0%	80%

<b>32</b>	<b>RIVER</b>	782	100%	138	100%	69	100%	460	100%	115	100%	100%
<b>33</b>	<b>SOKOTO</b>	13466	100%	1260	100%	10716	100%	1260	100%	230	100%	100%
<b>34</b>	<b>TARABA</b>	1260	100%	200	100%	100	100%	320	100%	640	100%	100%
<b>35</b>	<b>YOBE</b>	7463	100%	531	100%	5172	100%	255	100%	1505	100%	100%
<b>36</b>	<b>ZAMFARA</b>	1470	100%	1182	100%	56	100%	48	100%	184	100%	100%
<b>37</b>	<b>FCT</b>	0	0%	0	0%	0	0%	0	0%	0	0%	0%
	<b>TOTAL</b>	<b>203901</b>	<b>92%</b>	<b>23025</b>	<b>92%</b>	<b>155889</b>	<b>92%</b>	<b>14074</b>	<b>92%</b>	<b>10913</b>	<b>74%</b>	<b>89%</b>

Table 49: Transportation Arrangements, April, 2015

S/N	States	Were vehicles assembled on time?	Total INEC vehicles deployed	Number of hired vehicle	were vehicles adequate for Super RAC/Pus Movement	Security available	Grading
1	ABIA	100%	47	0	100%	100%	80%
2	ADAMAWA	100%	21	791	100%	100%	100%
3	AWKA-IBOM	100%	31	336	100%	100%	100%
4	ANAMBRA	0%	0	0	0%	0%	0%
5	BAUCHI	100%	20	1338	100%	100%	100%
6	BAYELSA	100%	0	142	100%	100%	80%
7	BENUE	100%	23	810	100%	100%	100%
8	BORNO	100%	27	294	100%	100%	100%
9	CROSS RIVER	100%	18	1201	100%	100%	100%
10	DELTA	100%	25	1128	100%	100%	100%
11	EBONY	100%	9	855	100%	100%	100%
12	EDO	11%	0	0	0%	0%	20%
13	ENUGU	100%	17	1153	100%	100%	100%
14	EKITI	100%	16	794	100%	100%	100%
15	GOMBE	100%	11	1461	100%	100%	100%
16	IMO	100%	27	614	100%	100%	100%
17	JIGAWA	100%	21	1390	100%	100%	100%
18	KADUNA	100%	25	4202	100%	100%	100%
19	KANO	0%	0	0	0%	0%	0%
20	KASTINA	100%	34	1083	100%	100%	100%
21	KEBBI	100%	21	225	100%	100%	100%
22	KOGI	100%	21	294	100%	100%	100%
23	KWARA	100%	16	32	100%	100%	100%
24	LAGOS	100%	20	8824	100%	100%	100%
25	NASARAWA	0%	0	0	0%	0%	0%
26	NIGER	100%	25	1641	100%	100%	100%
27	ONDO	100%	10	1838	100%	100%	100%
28	OGUN	100%	20	915	100%	100%	100%
29	OSUN	100%	30	1181	100%	100%	100%
30	OYO	100%	19	1913	100%	100%	100%
31	PLATEAU	100%	17	1504	100%	100%	100%
32	RIVER	100%	23	2140	100%	100%	100%
33	SOKOTO	100%	15	732	100%	100%	100%
34	TARABA	100%	16	1188	100%	100%	100%
35	YOBE	100%	16	602	100%	100%	100%
36	ZAMFARA	100%	14	14	100%	100%	100%
37	FCT	0%	0	0	0%	0%	0%
	<b>TOTAL</b>	87%	655	40635	86%	86%	<b>86%</b>

Table 50: RAC Camp Activities, April, 2015

S/N	States	No. OF LGAs	No. OF RAs	No. OF Pus	No. OF VP	Expected Personnel	Available Personnel As @ 12:00AM	RAC Preparation	Availability of Materials	Availability of Transportation (RACs to Pus)	Availability of Security Personnel	Briefing & Distribution of Materials	Grading
1	ABIA	17	184	2,675	3187	No Response	No Response	No Response	No Response	No Response	No Response	No Response	0%
2	ADAMAWA	21	226	2,608	3364	14262	12231	Done	Yes	Yes	Yes	Yes	100%
3	AWKA-IBOM	31	329	2,980	3650	15214	13544	Done	Yes	Yes	Yes	Yes	100%
4	ANAMBRA	21	326	4,608	5133	No Response	No Response	No Response	No Response	No Response	No Response	No Response	0%
5	BAUCHI	20	212	4,074	4749	14247	14247	Done	Yes	Yes	Yes	Yes	100%
6	BAYELSA	8	105	1,804	1920	No Response	No Response	No Response	No Response	No Response	No Response	No Response	0%
7	BENUE	23	276	3,688	4350	11067	No Response	No Response	No Response	No Response	No Response	No Response	0%
8	BORNO	27	312	3,933	4358	No Response	No Response	No Response	No Response	No Response	No Response	No Response	0%
9	CROSS RIVER	18	193	2,283	2721	No Response	No Response	No Response	No Response	No Response	No Response	No Response	0%
10	DELTA	25	270	3,624	4878	20444	20444	Done	Yes	Yes	Yes	Yes	100%
11	EBONYI	13	171	1,785	2293	7153	7153	Done	Yes	Yes	Yes	Yes	100%
12	EDO	18	192	2,627	3779	16105	4264	Weak	Yes	Yes	Yes	Yes	100%
13	ENUGU	17	177	2,958	2311	13834	8000	Done	Yes	Yes	Yes	Yes	100%
14	EKITI	16	260	2,195	3361	9347	9347	Done	Yes	Yes	Yes	Yes	100%
15	GOMBE	11	114	2,218	1797	10735	10735	Done	Yes	Yes	Yes	Yes	100%
16	IMO	27	305	3,523	2571	No Response	No Response	No Response	No Response	No Response	No Response	No Response	0%
17	JIGAWA	27	287	3,527	4100	16851	16851	Done	Yes	Yes	Yes	Yes	100%
18	KADUNA	23	255	5,101	3665	29545	23493	Done	Yes	Yes	Yes	Yes	100%
19	KANO	44	484	8,074	7039	43712	18325	Weak	Yes	Yes	Yes	Yes	100%
20	KASTINA	34	361	4,901	10386	26444	26444	Done	Yes	Yes	Yes	Yes	100%
21	KEBBI	21	225	2,398	5950	13340	13336	Done	Yes	Yes	Yes	Yes	100%
22	KOGI	21	239	2,548	3180	12650	10873	Done	Yes	Yes	Yes	Yes	100%
23	KWARA	16	193	1,872	3069	10660	10652	Done	Yes	Yes	Yes	Yes	100%
24	LAGOS	20	245	8,462	2512	51097	51097	No Response	No Response	No Response	No Response	No Response	17%



25	NASARAWA	13	147	1,495	12124	No Response	No Response	No Response	No Response	No Response	No Response	No Response	0%
26	NIGER	25	274	3,185	2553	18107	8420	Weak	Yes	Yes	Yes	Yes	100%
27	ONDO	18	203	3,009	4292	24990	24990	Done	Yes	Yes	Yes	Yes	100%
28	OGUN	20	236	3,213	4010	16705	16705	Done	Yes	Yes	Yes	Yes	100%
29	OSUN	30	332	3,010	3553	9030	8798	Done	Yes	Yes	Yes	Yes	100%
30	OYO	33	351	4,783	3379	23203	22978	Done	Yes	Yes	Yes	Yes	100%
31	PLATEAU	17	207	2,631	5620	11808	11328	Done	No Response	No Response	No Response	No Response	33%
32	RIVER	23	319	4,442	4041	23056	20698	Done	Yes	Yes	Yes	Yes	100%
33	SOKOTO	23	244	3,035	5838	14778	13768	Done	Yes	Yes	Yes	Yes	100%
34	TARABA	16	168	1,912	3516	11750	10067	Done	Yes	Yes	No Response	No Response	67%
35	YOBE	17	178	1,714	2762	9714	1208	Weak	No Response	No Response	No Response	No Response	33%
36	ZAMFARA	14	147	2,516	2323	12524	54	Weak	No Response	No Response	No Response	No Response	33%
37	FCT	6	62	562	3130	NO ELECTION							
	<b>TOTAL</b>	<b>774</b>	<b>8,809</b>	<b>119,973</b>	<b>151464</b>	<b>512372</b>	<b>410050</b>	<b>61%</b>	<b>67%</b>	<b>67%</b>	<b>64%</b>	<b>64%</b>	<b>69%</b>

Table 51: Collation in Governorship Elections, April, 2015

S/N	States	RA Collation Status	LGA Collation Status	RA Time Stamp	LGA Time Stamp	Grading	Remarks
1	ABIA	100%	100%	3:00 - 6:35pm	5:30 - 7:00pm	100%	<i>Concluded under April 25 Supplementary Elections</i>
2	ADAMAWA	100%	100%	09:45 - 1:00am	11:00 - 4:00am	100%	
3	AWKA-IBOM	100%	100%	6:00 - 8:55pm	6:30 - 2:00am	100%	
4	ANAMBRA	0%	0%	0%	0%	0%	No Election
5	BAUCHI	100%	100%	7:41 - 12:00am	3:00 - 12:30am	100%	
6	BAYELSA	0%	0%	0%	0%	0%	No Election
7	BENUE	100%	100%	1:00 - 10:30am	1:30 - 11:00am	100%	
8	BORNO	100%	100%	8:47 - 12:54am	8:47 - 12:54am	100%	
9	CROSS RIVER	100%	100%	12:00 - 11:00pm	2:00 - 12:15pm	100%	
10	DELTA	100%	100%	2am - 6pm	12:30 - 12:30pm	100%	
11	EBONY	100%	100%	1:12 - 12pm	3am - 4pm	100%	
12	EDO	0%	0%	0%	0%	0%	No Election
13	ENUGU	100%	100%	11:40 - 2am	1:30 - 3:00	100%	
14	EKITI	0%	0%	0%	0%	0%	No Election
15	GOMBE	100%	100%	7-9:30pm	6-11am	100%	
16	IMO	85%	85%	4 - 6pm	6 - 6:41pm	100%	<i>Concluded under April 25 Supplementary Elections</i>
17	JIGAWA	100%	100%	12:04 - 11:04pm	1:03 - 2:05pm	100%	
18	KADUNA	100%	100%	4:40 - 2pm	08:15 - 4:30pm	100%	
19	KANO	100%	100%	0%	0%	50%	
20	KASTINA	100%	100%	9:50 - 4pm	6:20 - 2:45	100%	
21	KEBBI	100%	100%	12:15 - 11:20pm	8 - 12:50pm	100%	
22	KOGI	0%	0%	0%	0%	0%	No Election
23	KWARA	100%	100%	1:05 - 2:56pm	11:18 - 12:58pm	100%	
24	LAGOS	100%	100%	7pm	11pm	100%	
25	NASARAWA	100%	100%	12:07 - 11:07pm	2:04 - 6pm%	100%	
26	NIGER	100%	100%	1:14 - 9:12pm	2:48 - 4:15am	100%	
27	ONDO	0%	0%	0%	0%	0%	No Election
28	OGUN	100%	100%	12 - 11:50pm	11:45am	100%	
29	OSUN	0%	0%	0%	0%	0%	No Election
30	OYO	100%	100%	12 - 10pm	4am - 1pm	100%	
31	PLATEAU	100%	100%	1:05 - 10:53pm	9:09 - 12pm	100%	
32	RIVER	100%	100%	5pm	5pm	100%	
33	SOKOTO	100%	100%	5:10 - 12:55pm	7am - 4pm	100%	
34	TARABA	100%	100%	4:40 - 8pm	1am - 8pm	100%	<i>Concluded under April 25 Supplementary Elections</i>
35	YOBE	100%	100%	2pm - 10:20am	12:05 - 12:05pm	100%	
36	ZAMFARA	100%	100%	0%	1:20 - 7:12pm	75%	
37	FCT	0%	0%	0%	0%	0%	No Election
	<b>TOTAL</b>	99%	99%			<b>97%</b>	

Table 52: Retrieval of Election Materials, April 2015

S/N	States	Were the Electoral Materials (Used and Unused) Retrieved?	Are these Materials is kept in proper custody?	Have loss Reports been Completed and Forwarded to State HQ?	Grading
1	ABIA	100%	100%	53%	84%
2	ADAMAWA	100%	100%	100%	100%
3	AWKA-IBOM	100%	100%	100%	100%
4	ANAMBRA	100%	100%	100%	100%
5	BAUCHI	100%	100%	100%	100%
6	BAYELSA	63%	63%	0%	42%
7	BENUE	100%	100%	100%	100%
8	BORNO	100%	100%	100%	100%
9	CROSS RIVER	100%	100%	100%	100%
10	DELTA	100%	100%	100%	100%
11	EBONY	100%	100%	100%	100%
12	EDO	100%	100%	100%	100%
13	ENUGU	100%	100%	100%	100%
14	EKITI	100%	100%	100%	100%
15	GOMBE	100%	100%	100%	100%
16	IMO	100%	100%	0%	67%
17	JIGAWA	100%	100%	100%	100%
18	KADUNA	91%	91%	83%	88%
19	KANO	100%	0%	0%	33%
20	KASTINA	100%	100%	100%	100%
21	KEBBI	100%	100%	100%	100%
22	KOGI	100%	100%	100%	100%
23	KWARA	56%	56%	56%	56%
24	LAGOS	0%	0%	0%	0%
25	NASARAWA	100%	100%	100%	100%
26	NIGER	100%	100%	100%	100%
27	ONDO	100%	100%	100%	100%
28	OGUN	100%	100%	100%	100%
29	OSUN	100%	100%	100%	100%
30	OYO	100%	100%	100%	100%
31	PLATEAU	0%	0%	0%	0%
32	RIVER	100%	100%	100%	100%
33	SOKOTO	100%	100%	100%	100%
34	TARABA	100%	100%	100%	100%
35	YOBE	100%	100%	100%	100%
36	ZAMFARA	100%	100%	100%	100%
37	FCT	0%	0%	0%	0%
	<b>TOTAL</b>	89%	87%	81%	<b>86%</b>

Table 53: Preparation and Submission of State Election Reports, April, 2015

S/N	States	Did all the relevant depts or directorates participated in the Electoral Activity?	Indicate Dept or Directorate that did not participate	Have all relevant depts or directorates that participated in the electoral process submitted their reports?	Indicate Dept or Directorate that are yet to submit reports	State lessons learnt from the Reports of the Election to address future challenges	Grading
1	ABIA	Yes	None	Yes	None	Security and protection of vote from polling unit to ward collation should be given more attention to avoid parties influencing some results to their advantage	100%
2	ADAMAWA	Yes	None	Yes	None	* Adamawa - Training manuals should be made available ahead of time * Time frame for training is too short * More technical staff should be provided for the use of SCR * More technical staff should be provided for the use of SCR * Adhoc staff inability to fill forms * some SAM card supplied were faulty	100%
3	AWKA-IBOM	Yes	None	Yes	None	None	100%
4	ANAMBRA	Yes	None	Yes	0%	None	100%
5	BAUCHI	Yes	None	Yes	None	Bauchi- Issues of wrong coding of polling unit e.g T/Balewa, Toro, Bauchi. Issue of PU location too need to address. Adequate training of adhoc staff to ensure effective discharge of their duties	100%
6	BAYELSA	Yes	None	No Response	No Response	None	25%
7	BENUE	Yes	None	Yes	None	None	100%
8	BORNO	Yes	None	Yes	None	None	100%
9	CROSS RIVER	Yes	None	Yes	No Response	None	75%
10	DELTA	Yes	None	Yes	None	Introduction of the card reader is a good innovation that must be encouraged	100%
11	EBONY	Yes	None	Yes	None	* ELECTIONS HAVE A TIME FRAME, EARLY DISTRIBUTIONS OF SENSITIVE AND NON SENSITIVE MATERIALS WILL HELP IN FUTURE ELECTIONS * LOGISTICS SHOULD BE TAKEN INTO SERIOUS CONSIDERATIONS * SECURITY	100%
12	EDO	Yes	No Response	No Response	No	No Response	25%

					Response		
13	ENUGU	Yes	None	Yes	None	<p><b>A.</b> 1. The Smart Card Reader is a welcome development. To sustain the good idea, effort should be made to improve the authentication aspect. 2. Materials should be moved to the LGA on time to make easier for the staff. 3. INEC/NURTW agreement should be solid in the subsequent elections to prevent recurrent of the ugly issue in the just concluded elections.EO, Aninri</p> <p><b>B.</b> SCR need overhauling in terms of authentication. We have learnt our lessons that it is not yet perfect. 2. NYSC adhoc staff need proper orientation right from NYSC management so that they do not demand much from the Eos. 3. Movement of sensitive materials from the state office should begin earlier in future elections so that sorting would not be hectic for staff. 4. More training should be given to adhoc staff in the next elections.EO, Awgu LGA</p> <p><b>C.</b> Multiple training of the adhoc staff is required to ensure good delivery. 2. The SCR is a good invention; however, effort need be made to boost its workability with respect to authentication. 3. ALL result sheets from Abuja to be customised and delivered well arranged to the state.EO, Enugu East LG</p> <p><b>D.</b> Card Reader requires second touch to make it acceptable by the masses especially in the area of authentication. 2. Proper sorting is needed of the sensitive materials from the headquarters to prevent mix-up. 3. Contracted adhoc staff need more training in future elections.EO, Enugu North LGA</p> <p><b>E.</b> Card Reader requires second touch to make it acceptable by the masses especially in the area of authentication. 2. Proper sorting is needed of the sensitive materials from the headquarters to prevent mix-up. 3. Contracted adhoc staff need more training in future elections.EO, Enugu North LGA</p> <p><b>F.</b> 1. The attitude of the Members of the NURTW hampered movement in the first election but the swift handling of the matter by the commission brought change of attitude in the 2nd election. 2. Late deployment of election material led to running helter-scelter as there wasn't enough time. 3. Some adhoc staff performed below expectation, this means that more training is required in future. 4. There were mix-up in result sheets which were not detected at the point of collection at the state office. It should not be assumed that the materials are uniform and complete, thorough check is necessary</p>	100%

						before shifting the materials to state offices. 5. Collation of results lasted more than necessary due to inexperience of collation officers, some of them actually needed assistance. Hence, data of collation officers and SPOs should be kept for future election because experience counts. 6. NYSC officials (ad hoc staff) gave tough stance, some of them did not obey directives, this led to conflict in some PUs. Some made demands which were beyond the EO. 7. some poll officials did not show up after all the training and some came late to RACs, sanctions should be devised to handle such persons in future as their action hampered the smooth running of election even as replacement were made for them. EO, Enugu south LG	
14	EKITI	Yes	None	Yes	None	0%	100%
15	GOMBE	Yes	None	Yes	None	<p><b>A.</b> Accreditation and Voting should be done simultaneously as this will save time and cut more expenses</p> <p><b>B.</b> The presence of the military is of paramount importance. We discovered that where there is military presence, there is much peace and calmness</p> <p><b>C.</b> INEC should start preparation towards the 2019 General Elections as this will make us perform better</p> <p><b>D.</b> Six months to every elections, INEC staff should be giving a Refresher Training as this will help them perform better because Practice makes perfect.</p> <p><b>E.</b> Because of the poor salary structure of INEC Staff, the politicians are using it as advantage especially during elections. The salary of INEC staff should be improved so as to reduce the rate at which they are being enticed with little change</p>	100%
16	IMO	Yes	None	Yes	None	None	100%
17	JIGAWA	Yes	None	Yes	None	None	100%
18	KADUNA	Yes	None	Yes	None	<p><b>A.</b> SPO SHOULD BE INEC STAFF AND PAYMENT OF CORPERS SHOULD BE ALONG WITH ADHOC STAFF</p> <p><b>B.</b> AGRESSION FROM POLITICAL THUGS SHOULD BE ADDRESSED</p> <p><b>C.</b> CHALLENGES WITH VANDALISATION OF RAC MATERIALS</p> <p><b>D.</b> CORPERS SHOULD BE PAID ALONG WITH ADHOC STAFF</p> <p>INADEQUATE COLLATION PERFORMANCE SPO SHOULD INEC STAFF</p>	100%
19	KANO	No Response	No Response	No Response	No Response	No Response	0%
20	KASTINA	Yes	None	Yes	None	None	100%
21	KEBBI	Yes	No Response	Yes	None	None	75%

22	KOGI	Yes	None	No Response	No Response	None	25%
23	KWARA	Yes	No Response	No Response	No Response	None	25%
24	LAGOS	Yes	No Response	No Response	No Response	None	25%
25	NASARAWA	Yes	None	Yes	None	Smart Card Readers Issues	100%
26	NIGER	Yes	None	yes	No Response	None	75%
27	ONDO	Yes	None	Yes	None	Technical support for SCR needed	100%
28	OGUN	Yes	None	Yes	None	PROMPT AND BETTER COMMUNICATION AND IMPROVED AND ACTIVE TECHNICAL RESPONSE	100%
29	OSUN	Yes	None	Yes	None	IMPROVEMENT ON THE CARD READER	100%
30	OYO	Yes	None	Yes	None	LOGISTICS SHOULD BE IMPROVED UPON	100%
31	PLATEAU	Yes	None	No Response	No Response	None	50%
32	RIVER	Yes	None	Yes	None	A. PROVISION FOR PERIODIC TRAININGS AND WORKSHOP FOR INEC STAF B. INTENSE TRAINING OF AD HOC PERSONNEL ON THEIR REponsibilities, DUTIES AND OBLIGATIONS	100%
33	SOKOTO	Yes	None	Yes	None	Wrong packaging and leveling of sensitive materials	100%
34	TARABA	Yes	None	No Response	No Response	None	50%
35	YOBE	Yes	None	Yes	None	None	100%
36	ZAMFARA	Yes	None	Yes	No Response	None	75%
37	FCT	No Response	No Response	No Response	No Response	None	0%
	<b>TOTAL</b>	0%	0%	0%	0%	None	79%

**Table 54: Collation of State Assembly Election Results (Abia/Adamawa) April, 2015**

STATE	CONSTITUENCY	COLLATION STATUS	TIME-STAMP	STATE	CONSTITUENCY	COLLATION STATUS	TIME-STAMP
ABIA STATE	ABA NORTH	Complete	7:00pm	ADAMAWA STATE	YOLA SOUTH	Complete	1:00am
	ABA SOUTH	Complete	7:00pm		YOLA NORTH	Complete	11:00pm
	ABA CENTRAL	Complete	7:00pm		MUBI NORTH	Complete	1:00am
	UMUAHIA NORTH	Complete	7:00pm		NUMAN	Complete	10:00pm
	UMUAHIA CENTRAL	Complete	7:00pm		LAMURDE	Complete	10:00pm
	UMUAHIA SOUTH	Complete	7:00pm		SONG	Complete	10:00pm
	UMU NNEOCHI	Complete	7:00pm		GIREI	Complete	10:00pm
	100%		GANYE		Complete	9:45pm	
			TOUNGO		Complete	10:00pm	
			JADA/MBULO		Complete	10:35pm	
			FUFORE/GURIN		Complete	10:00pm	
			VERRE		Complete	No Response	
			UBA/GAYA			No Response	
			HONG		Complete	1:00am	
			NASARAWA/BINYERE			No Response	
			MAYO-BELWA		Complete	10:00pm	
			SHELLING		Complete	9:45pm	
			MADAGALI		Complete	9:45pm	
			MICHIKA		Complete	11:00pm	
			GUYUK		Complete	11:00pm	
					88%		



**Table 55: Collation of State Assembly Election Results (Akwa Ibom/Anambra) April, 2015**

STATE	CONSTITUENCY	COLLATION STATUS	TIME-STAMP	STATE	CONSTITUENCY	COLLATION STATUS	TIME-STAMP
AWKA-IBOM STATE	ABAK	Complete	2:00am	ANAMBRA STATE	AGUATA 1	Complete	No Response
	EKET	Complete	1:50pm		AGUATA 2	Complete	No Response
	ESSIEN UDIM	Complete	1:40pm		ANAMBRA EAST	Complete	No Response
	UKANAFUN	Complete	2:45am		AYAMELUM	Complete	No Response
	URUAN	Complete	10am		DUNUKOFIA	Complete	No Response
	URUEOFFONG/ORUKO	Complete	3:20pm		ONITSHA NORTH 1	Complete	No Response
	UYO	Complete	2:45pm		ONITSHA NORTH 2	Complete	No Response
		100%			ONITSHA SOUTH 1	Complete	No Response
					ONITSHA SOUTH 2	Complete	No Response
					ORUMBA SOUTH	Complete	No Response
					OYI	Complete	No Response
						50%	

**Table 56: Collation of State Assembly Election Results (Bauchi/Bayelsa April, 2015)**

STATE	CONSTITUENCY	COLLATION STATUS	TIME-STAMP	STATE	CONTITUENCY	COLLATION STATUS	TIME-STAMP
BAUCHI STATE	PALI	Complete	No Response	BAYELSA STATE	BRASS 1	Complete	No Response
	DUGURI/GWANA	Complete	No Response		BRASS 2	Complete	No Response
	KIRFI	Complete	9:20pm		BRASS 3	Complete	No Response
	JAMA ARE	Complete	10:00pm		NEMBE 3	Complete	No Response
	DISINA	Complete	No Response		OGBIA 1	Complete	No Response
	SHIRA	Complete	3:30pm		OGBIA 2	Complete	No Response
	GIADE	Complete	8:07pm		OGBIA 3	Complete	No Response
	AZARE	Complete	No Response		KOLOKUMA/OPOKUMA 1	Complete	No Response
	MADARA/CHINADA	Complete	No Response		KOLOKUMA/OPOKUMA 2	Complete	No Response
	GAMAWA	Complete	11:00pm		YENEGOA 2	Complete	No Response
	62%		YENEGOA 3		Complete	No Response	
			EKEREMOR 1		Complete	No Response	
			EKEREMOR 2		Complete	No Response	
			EKEREMOR 3		Complete	No Response	
			SAGBAMA 1		Complete	No Response	
			SAGBAMA 2		Complete	No Response	
			SOUTHERN IJAW 1		Complete	No Response	
			SOUTHERN IJAW 2		Complete	No Response	
			SOUTHERN IJAW 4		Complete	No Response	
					50%		

**Table 57: Collation of State Assembly Election Results (Benue/Borno) April, 2015**

STATE	CONSTITUENCY	COLLATION STATUS	TIME-STAMP	STATE	CONSTITUENCY	COLLATION STATUS	TIME-STAMP
BENUE STATE	ADO	Complete	11:00am	BORNO STATE	ABADAM	Complete	9:46pm
	AGATU	Complete	4:35am		ASKIRA/UBA	Complete	11:22pm
	BURUKU	Complete	3:00pm		BAYO	Complete	8:47pm
	OKPOKWU	Complete	4:20am		MAIDUGURI M.C	Complete	12:01pm
	OTUKPO/AKPA	Complete	5:00am		MARTE	Complete	10:14pm
	ADOKA/UGBOJU	Complete	11:00am		MOBAAR	Complete	9:46pm
	TARIKA	Complete	4:45am		MONGUNO	Complete	11:50pm
	UKUM	Complete	7:30am		NGALA	Complete	11:17am
	USHONGO	Complete	2:30am		NGANZAI	Complete	9:46pm
	VANDEIKYA - KYAN	Complete	6:30am			100%	
		100%					

**Table 58: Collation of State Assembly Election Results (Cross River/Delta) April, 2015**

STATE	CONTITUENCY	COLLATION STATUS	TIME-STAMP	STATE	CONTITUENCY	COLLATION STATUS	TIME-STAMP
CROSS RIVER STATE	ABI	Complete	9:53AM	DELTA STATE	ANIOCHA NORTH	Complete	No Response
	AKAMKPA 1	No Response	No Response		ANIOCHA SOUTH	Complete	No Response
	AKAMKPA 2	Complete	10:00pm		BOMADI	Complete	7AM
Concluded April 25 Elections	BIASE	Complete	6:33pm		BURUTU	Complete	No Response
	BOKI 1	Complete	4:15pm		BURUTU NORTH	Complete	12:30AM
	BOKI 2	Complete	4:15pm		ETHIOPE EAST	Complete	4AM
	BEKWARA	Complete	7:40am		ETHIOPE WEST	Complete	No Response
	CALABAR MUNICIPAL	Complete	6:00AM		IKA NORTH EAST	Complete	11AM
	CALABAR SOUTH 1	Complete	7:30am		IKA SOUTH	Complete	1PM
	ETUNG	Complete	8:00pm		ISOKO NORTH	Complete	No Response
	IKOM 1	Complete	5:00pm		ISOKO SOUTH 1	Complete	No Response
	IKOM 2	Complete	5:00pm		ISOKO SOUTH 2	Complete	8:30AM
	OBANLIKU	Complete	2:00PM		NDOKWA EAST	Complete	12PM
	OBUBRA 1	Complete	10:15PM		NDOKWA WEST	Complete	12:30PM
	OBUBRA 2	Complete	10:15pm		OKPE	Complete	5AM
	OBUDU	Complete	9:30pm		OSHIMILI NORTH	Complete	11AM
	OGOJA	Complete	12:15PM		OSHIMILI SOUTH	Complete	No Response
Concluded April 25 Elections	YAKURR 1	Complete	6:50pm		PATANI	Complete	11:40PM
	YALA 1	Complete	2:20pm		SAPELE	Complete	No Response
	YALA 2	Complete	2:20pm		UDU	Complete	No Response
		96%			UGHELLI NORTH	Complete	No Response
					UGHELLI NORTH 1	Complete	No Response
						76%	

**Table 59: Collation of State Assembly Election Results (Ebonyi/Edo) April, 2015**

STATE	CONSTITUENCY	COLLATION STATUS	TIME-STAMP	STATE	CONSTITUENCY	COLLATION STATUS	TIME-STAMP
EBONYI STATE	ABAKALIKI NORTH	Complete	7AM	EDO STATE	AKOKO-EDO 1	Complete	11PM
Concluded April 25 Elections	ABAKALIKI SOUTH	Complete	9:45pm		AKOKO-EDO 2	Complete	11PM
	AFIKPO NORTH EAST	Complete	12:30AM		ESAN CENTRAL	Complete	No Response
	AFIKPO SOUTH WEST	Complete	6:30pm		ESSAN NORTH EAST 2	Complete	No Response
	EBONYI NORTH EAST	Complete	2:56AM		ETSAKO CENTRAL	Complete	No Response
Concluded April 25 Elections	EBONYI NORTH WEST	Complete	2:56AM		ETSAKO EAST	Complete	No Response
	EZZA NORTH EAST	Complete	11:40pm		ETSAKO WEST 1	Complete	No Response
	EZZA SOUTH	Complete	3:55AM		ISOKO SOUTH	Complete	No Response
	IKWO NORTH	Complete	1AM		ETSAKO WEST 2	Complete	No Response
	ISHELU SOUTH	Complete	4:23am		IKPOBA-OKHA	Complete	No Response
	IVO	Complete	2AM		IGUEBEN	Complete	11PM
	IZZI EAST	Complete	4:10AM		OREDO EAST	Complete	2:30am
	IZZI WEST	Complete	4:10am		OREDO WEST	Complete	2:30am
	OHAOZARA EAST	Complete	4:30AM		ORHIONMWON 1	Complete	12:59am
	ONICHA EAST	Complete	11:59PM		OVIA NORTH EAST 1	Complete	11:30pm
	OHAUKWU NORTH	Complete	1249AM		OVIA NORTH EAST 2	Complete	11:30pm
			100%		OWAN WEST	Complete	12:00pm
				UHUNMWODE	Complete	11:25pm	
					82%		

**Table 60: Collation of State Assembly Election Results (Ekiti/Enugu) April, 2015**

STATE	CONSTITUENCY	COLLATION STATUS	TIME-STAMP	STATE	CONSTITUENCY	COLLATION STATUS	TIME-STAMP
EKITI STATE	ADO 1	Complete	7:30PM	ENUGU STATE	ANINIRI	Complete	3AM
	GBONYIN	Complete	7PM		AWGU NORTH	Complete	1:30AM
	EFON	Complete	6:30PM		AWGU SOUTH	Complete	1:30AM
	EKITI WEST 1	Complete	5PM		ENUGU NORTH	Complete	9pm
	EKITI WEST 2	Complete	5PM		ENUGU SOUTH 1	Complete	2AM
	EKITI SOUTH WEST 1	Complete	6PM		ENUGU SOUTH 2	Complete	2AM
	EKITI SOUTH WEST 2	Complete	6PM		EZEAGU	Complete	2AM
	EMURE	Complete	7PM		IGBO ETITI EAST	Complete	3AM
	IDO/OSI 1	Complete	7:30pm		IGBO ETITI WEST	Complete	3AM
	IJERO	Complete	8:30pm		IGBO EZE NORTH 2	Complete	2:45AM
	IKERE 1	Complete	8:30PM		IGBO EZE SOUTH	Complete	2:30PM
	IKERE 2	Complete	8:30PM		ISI-UZO	Complete	2:20PN
	IKOLE 1	Complete	8:30pm		NKANU EAST	Complete	2:45
	IKOLE 2	Complete	8:30pm		NKANU WEST	Complete	3:00PM
	ILEJEMEJE	Complete	6:30pm		NSUKKA EAST	Complete	2:50AM
	IREPODUN/IFELO DUN 1	Complete	8:30PM		NSUKKA WEST	Complete	2:50AM
	ISE/ORUN	Complete	8:30		UDENU	Complete	2:30AM
	MOBA 1	Complete	7:30PM		UDI NORTH	Complete	2:45AM
	OYE 1OYE 1	Complete	8:30		UZO UWANI	Complete	2:20AM
	OYE 2	Complete	8:30PM			100%	
		100%					

Table 61: Collation of State Assembly Election Results (Gombe/Imo) April, 2015

STATE	CONSTITUENCY	COLLATION STATUS	TIME-STAMP	STATE	CONSTITUENCY	COLLATION STATUS	TIME-STAMP	
GOMBE STATE	AKKO WEST	Complete	06:00-07:00AM	IMO STATE	ABOH MBAISE	Complete	No Response	
	AKKO CENTRAL	Complete	06:00-07:00AM		AHIAZU MBAISE	Complete	No Response	
	AKO NORTH	Complete	06:00-07:00AM		EHIME MBANO	Complete	No Response	
	BALANGA NORTH	Complete	10:00-11:00AM		IDEATO SOUTH	Complete	No Response	
	BALANGA SOUTH	Complete	10:00-11:00AM		IHITE UBOMA	Complete	No Response	
	BILLIRI EAST	Complete	06:00-07:00AM		IKEDURU	Complete	5pm	
	BILLIRI WEST	Complete	06:00-07:00AM		ISIALA MBANO	Complete	5pm	
	DUKKU NORTH	Complete	06:00-07:00AM		ISU	Complete	No Response	
	DUKKU SOUTH	Complete	06:00-07:00AM		MBAITOLI	Complete	No Response	
	FUNAKAYE NORTH	Complete	06:00-07:00AM		NJABA	Complete	No Response	
	FUNAKAYE SOUTH	Complete	06:00-07:00AM		NWANGELE	No Response	No Response	
	GOMBE NORTH	Complete	06:00-07:00AM		NKWERRE	No Response	No Response	
	GOMBE SOUTH	Complete	06:00-07:00AM		OBOWO	No Response	No Response	
	KALTUNGO EAST	Complete	06:00-07:00AM		OGUTA	Complete	6pm	
	KALTUNGO WEST	Complete	06:00-07:00AM		OHAJI/EGBEMA	No Response	No Response	
	NAFADA NORTH	Complete	06:00-07:00AM		OKIGWE	No Response	No Response	
	NAFADA SOUTH	Complete	06:00-07:00AM		ORLU	No Response	No Response	
	SHONGOM	Complete	06:00-07:00AM		ORSU	No Response	No Response	
	Concluded April 25 Elections	PERO CHONGE			06:00-07:00AM	OWERRI MUNICIPAL	No Response	No Response
		DEBA	Complete		06:00-07:00AM	OWERRI NORTH	No Response	No Response
YAMALTU EAST		Complete	06:00-07:00AM	ORU WEST	No Response	No Response		
YAMALTU WEST		Complete	06:00-07:00AM	OWERRI WEST	No Response	No Response		
KWANMI		Complete	4pm		30%			
UZO UWANI		Complete	06:00-07:00AM					
		100%						

**Table 62: Collation of State Assembly Election Results (Jigawa/Kaduna) April, 2015**

STATE	CONTITUENCY	COLLATION STATUS	TIME-STAMP	STATE	CONSTITUENCY	COLLATION STATUS	TIME-STAMP
JIGAWA STATE	AUYO	Complete	09:03AM	KADUNA STATE	BRININ GWARI	Complete	10:00AM
	BABURA	Complete	07:30AM		KAKANGI	No Response	No Response
	BIRNIN-KUDU	Complete	05:00PM		KAJURU	Complete	5;00am
	GAGARAWA	Complete	07:11AM		GIWA WEST	Complete	07:00AM
	GARKI	Complete	8:30pm		IGABI EAST	Complete	05:15AM
	GUMEL	Complete	4:45pm		IGABI WEST	Complete	05:15AM
	GURI	Complete	12:00PM		IKARA	Complete	04:40AM
	GWARAM	Complete	08:15AM		KABAU	Complete	04:50AM
	FAGAM	Complete	No Response		JEMA'A	Complete	06:27AM
	HADEJIA	Complete	2:00pm		KACHIA	Complete	09:30AM
	JAHUN	Complete	5:49pm		KAGARKO	Complete	04:30AM
	KAFIN-HAUSA	Complete	09:15AM		KAWO	No Response	No Response
	BULANGU	Complete	No Response		DOKA/GABASAWA	No Response	No Response
	K/KASAMMA	Complete	1:06pm		TUDUN WADA	No Response	No Response
	KAUGAMA	Complete	01:25PM		MAKERA	No Response	No Response
	KAZAURE	Complete	01:30PM		UNGWAN SANUSI	No Response	No Response
	KIYAWA	Complete	09:50AM		LERE WEST	Complete	11:30am
	MAIGATARI		No Response		LERE EAST	Complete	11:30am
	MIGA	Complete	07:30AM		MAKARFI	Complete	12:00am
	RINGIM	Complete	6:00pm		SABON GARI	Complete	05:00am
	RONI	Complete	Complete		BASAWA	No Response	No Response
	SULE TANKARKAR	Complete	8:11pm		MAIGANA	No Response	No Response
	TAURA	Complete	No Response		SOBA	Complete	12:00am
	YANKWASHI	Complete	01:30PM		ZANGO KATAF	Complete	11:45am
		90%			ZONKWA	No Response	No Response
					KEWAYE	No Response	No Response
			ZARIA CITY	Complete	02:00pm		
			JABA	Complete	10:00am		
			KAURA	Complete	03:58am		
				63%			



**Table 63: Collation of State Assembly Election Results (Kano/Katsina) April, 2015**

STATE	CONSTITUENCY	COLLATION STATUS	TIME-STAMP	STATE	CONSTITUENCY	COLLATION STATUS	TIME-STAMP
KANO STATE	ALBASU	Complete	No Response	KASTINA STATE	BAKORI	Complete	07:00AM
	BEBEJI	Complete	No Response		BATAGARAWA	Complete	06:00AM
	BICHI	Complete	No Response		BATSARI	Complete	06:00AM
	GWALE	Complete	No Response		CHARANCHI	Complete	11:00AM
	DAMBATTA	Complete	No Response		DANDUME	Complete	09:00AM
	MAKODA	Complete	No Response		DANJA	Complete	10:00AM
	D/KUDU	Complete	No Response		DANMUSA	Complete	11:50AM
	DAWAKI TOFA	Complete	No Response		DAURA	Complete	08:00AM
	DOGUWA	Complete	No Response		DUTSI	Complete	11:20AM
	GAYE	Complete	No Response		FASKARI	Complete	01:30PM
	AJINGI	Complete	No Response		FUNTUA	Complete	09:30AM
	GEZAWA	Complete	No Response		INGAWA	Complete	09:00AM
	GWARZO	Complete	No Response		JIBIA	Complete	10:00AM
	KABO	Complete	No Response		KAFUR	Complete	11:00AM
	KANO MUNICIPAL	Complete	No Response		KAITA	Complete	07:00AM
	TARAUNI	Complete	No Response		KANKARA	Complete	07:00AM
	KARAYE	Complete	No Response		KUSADA	Complete	08:00AM
	ROGO	Complete	No Response		KASTINA	Complete	1:00AM
	KUNBOTSO	Complete	No Response		MAI'ADUA	Complete	9:00AM
	KURA/GURUN MALLAM	Complete	No Response		MALUMFASHI EAST	Complete	9:30AM
	MADOBI	Complete	No Response		MANI	Complete	8:00AM
	MINJIBIR	Complete	No Response		MASHI	Complete	9AM
	NASSARAWA	Complete	No Response		MATAZU	Complete	8:30AM
	FAGGE	Complete	No Response		MUSAWA	Complete	6:20AM
	RANO	Complete	No Response		RIMI	Complete	7:30AM
	KIBIYA	Complete	No Response		SABUWA	Complete	11:20AM
	RIMI GADO/ TOFA	Complete	No Response		SAFANA	Complete	8AM
	SUMAILA	Complete	No Response		SANDAMU	Complete	8AM
	TAKAI	Complete	No Response		SANDAMU	Complete	8AM
	TSANYAWA/KUN CHI	Complete	No Response		ZANGO	Complete	8AM
	TUDUN WADA	Complete	No Response				100%
	UNGOGO	Complete	No Response				
	WARAWA	Complete	No Response				
WUDIL	Complete	No Response					
GARKO	Complete	No Response					
		50%					

**Table 64: Collation of State Assembly Election Results (Kebbi/Kogi) April, 2015**

STATE	CONSTITUENCY	COLLATION STATUS	TIME-STAMP	STATE	CONSTITUENCY	COLLATION STATUS	TIME-STAMP
KEBBI STATE	ALEIRO	Complete	9:15AM	KOGI STATE	ADAVI	Complete	03:00am
	AREWA	Complete	2:30PM	Concluded April 25 Elections	AJAKUTA	Complete	9pm
	ARGUNGU	Complete	9AM		ANKPA 0	Complete	03:00am
	BAGUDO WEST	Complete	1:49PM	Concluded April 25 Elections	DEKINA/BIRAIDU	Complete	3am
	BIRNIN KEBBI SOUTH	Complete	2:48PM	Concluded April 25 Elections	OKURA	Complete	No Response
	BIRNIN KEBBI NORTH	Complete	2:48PM		IBAJI	No Response	No Response
	BUNZA	Complete	9:15AM		IDAH	Complete	09:00:am
	DANDI	Complete	8AM	Concluded April 25 Elections	IGALAMELA/ODOLU	Complete	03:00am
	FAKAI	Complete	10:09AM		IJUMU	Complete	03:00am
	JEGA	Complete	11:43AM		KOGI (K.K)	Complete	09:00:am
	KALGO	Complete	10AM		LOKOJA 1	Complete	12; 00pm
	KOKO/BESSE	Complete	2:45AM	Concluded April 25 Elections	LOKOJA 2	Complete	12; 00pm
	MAIYAMA	Complete	11:26AM		MOPAMURO	Complete	03:00am
	NGASKI	Complete	10:45AM	Concluded April 25 Elections	OFU	Complete	09:00:am
	SAKABA	Complete	9:45AM		OGORI/MANGONGO	Complete	03:00am
	SHANGA	Complete	10:54AM		OKEHI	Complete	03:00am
	WASAGU/DANKO EAST	Complete	2:55pm		OKENE 2 (SOUTH)	Complete	03:00am
	WASAGU/DANKO WEST	Complete	2:55pm		OLAMABORO	Complete	09:00:am
	ZURU	Complete	10:45am		YAGDA EAST	Complete	09:00:am
		100%			YAGDA WEST	Complete	09:00:am
						85%	

Table 65: Collation of State Assembly Election Results (Kwara/Lagos) April, 2015

STATE	CONSTITUENCY	COLLATION STATUS	TIME-STAMP	STATE	CONSTITUENCY	COLLATION STATUS	TIME-STAMP
KWARA STATE	AFON (ASA 1)	Complete	3:00pm	LAGOS STATE	AGEGE 1	Complete	7:00pm
	ONIRE/OWODE (ASA 2)	Complete	3:00pm		AGEGE 2	Complete	7:00pm
	ILESHA/GWANARA (BARUTEN 1)	Complete	3:50am		AJEROMI/IFELODUN 2	Complete	7:00pm
	PATIGI	Complete	3:10am		LAGOS ISLAND 1	Complete	7:00pm
	EKITI	Complete	5:00pm		KOSOFE 2	Complete	7:00pm
	OKE-ERO	Complete	11:58pm		LAGOS ISLAND 2	Complete	7:00pm
	OMUPO/IGBAJA (IFELODUN 1)	Complete	5:00pm		LAGOS MAINLAND 1	Complete	7:00pm
	SHARE/OKE-ODE (IFELODUN 2)	Complete	5:00pm		LAGOS MAINLAND 2	Complete	7:00pm
	ILORIN EAST	Complete	7:30am		MUSHIN 1	Complete	7:00pm
	ILORIN CENTRAL (ILORIN WEST 1)	Complete	2:25am		OJO 1	Complete	7:00pm
	ILORIN CENTRAL (ILORIN WEST 2)	Complete	2:25am		OJO 2	Complete	7:00pm
	IREPODUN	Complete	5:45pm		OSHODI/ISOLO 1	Complete	7:00pm
	ISIN	Complete	8:23pm		OSHODI/ISOLO 2	Complete	7:00pm
	GWANABA/ADENA/BANN 1 (KAIAMA 1)	Complete	4:35pm		SHOMOLU 1	Complete	7:00pm
	KAIAMA/WAJIBEK/K EMANJI (KAIAMA 2)	Complete	4:35pm		SHOMOLU 2	Complete	7:00pm
	LANWA/EJIDONGA RI (MORO 1)	Complete	7:40pm		SURULERE 1	Complete	7:00pm
	BALOGUN/OJUMU (OFFA 1)	Complete	12:15am			100%	
	SHAWO/ESSA (OFFA 2)	Complete	12:15am				
			100%				

**Table 66: Collation of State Assembly Election Results (Akwa Ibom) April, 2015**

STATE	CONSTITUENCY	COLLATION STATUS	TIME-STAMP	STATE	CONSTITUENCY	COLLATION STATUS	TIME-STAMP
NASARAWA STATE	AKWANGA NORTH	Complete	10:00am	NIGER STATE	AGAIE	Complete	2:11am
	AKWANGA SOUTH	Complete	10:00am		AGWARA	Complete	2:23am
	AWE NORTH	Complete	3:00pm		BIDA 1	Complete	2:39am
	DOMA SOUTH	Complete	6;00pm		BOSSO	Complete	2:16am
	KARU/GITATA	Complete	1:00pm		CHANCHAGA	Complete	2:31am
	UKE/KARSHI	Complete	1:00pm		EDATTI	Complete	No Response
	KEANA	Complete	11:00pm		GBAKO	Complete	2:38am
	KEFFI WEST	Complete	1:00am		GURORA	Complete	2:19am
	KEFFI EAST	Complete	1:00am		KATCHA	Complete	2:25am
	KOKNA WEST	Complete	9:00am		KONTAGORA 2	Complete	2:28am
	LAFIA CENTRAL	Complete	11:00pm		LAPAI	Complete	2:29am
	LAFIA NORTH	Complete	11:00pm		LAVUN	Complete	2:38am
	NASARAWA CENTRAL	Complete	9;00pm		MAGAM	Complete	2:45am
	NASARAWA WEST(LOKOJA)(LOKOJA/UGEDE)	Complete	9;00pm		MARIGA	Complete	3:13am
	NSSS-EGGON WEST	Complete	2;00pm		MASHEGU	Complete	2:52am
	NASS-EGGON EAST	Complete	2;00pm		MOKWA	Complete	2:55am
	OBI 2	Complete	12;00am		PAIKORO	Complete	2:12am
	TOTO/GADABUKE	Complete	4:00am		RAFI	Complete	2:17am
	WAMBA	Complete	11:00pm		SHIRORO	Complete	2:16am
	100%		SULEJA	Complete	2:38am		
			TAPA	Complete	2:50am		
			WUSHISHI	Complete	2:34am		
				98%			

**Table 67: Collation of State Assembly Election Results (Ogun/Ondo) April, 2015**

STATE	CONSTITUENCY	COLLATION STATUS	TIME-STAMP	STATE	CONSTITUENCY	COLLATION STATUS	TIME-STAMP
OGUN STATE	ABEOKUTA SOUTH 1	Complete	11:45AM	ONDO STATE	AKOKO NORTH EAST	Complete	12AM
	ABEOKUTA SOUTH 2	Complete	11:45AM		AKOKO NORTH WEST 1	Complete	1AM
	ODEDA AREA	Complete	11:45AM		AKOKO NORTH EAST	Complete	12AM
	IFO 1	Complete	11:45AM		AKOKO SOUTH EAST	Complete	1AM
	IFO 2	Complete	11:45AM		AKOKO SOUTH WEST 1	Complete	1AM
	EWEKORO/ITORI/ELERE-ADUBI	Complete	11:45AM		AKOKO SOUTH WEST 2	Complete	1AM
	IJEBU NORTH 1 (IJEBU-IGBO)	Complete	11:45AM		AKURE NORTH	Complete	12PM
	IJEBU NORTH 2 (AGO-IWOYE/ORU/AWA)	Complete	11:45AM		AKURE SOUTH 1	Complete	2AM
	IJEBU EAST AREA	Complete	11:45AM		AKURE SOUTH 2	Complete	2AM
	IJEBU ODE	Complete	11:45AM		IDANRE	Complete	12PM
	OGDOGBOLU (ALEKKUN-IFESOW/APO/LAPORU)	Complete	11:45AM		IFEDORE	Complete	2AM
	IJEBU NORTH EAST/ILIGUN-ALARO	Complete	11:45AM		ILAJE 1	Complete	4PM
	SAGAMU 1 OFFIN	Complete	11:45AM		ILAJE 2	Complete	4PM
	SAGAMU 2 MAKUN	Complete	11:45AM		ILEOLUJI/OKEIGBO	Complete	12PM
	IKENNE (IREPODUN)	Complete	11:45AM		IRELE	Complete	1AM
	REMO NORTH (IDARAPO)	Complete	11:45AM		ODIGBO 1	Complete	4PM
	EGBADO NORTH 1	Complete	11:45AM		OKITIPUPA 1	Complete	6AM
	EGBADO NORTH 2	Complete	11:45AM		OKITIPUPA 2	Complete	6AM
	EGBADO SOUTH (ILARO/OWODE)	Complete	11:45AM		ONDO WEST 1	Complete	2AM
	ADO-ODO/OTA 1	Complete	11:45AM		ONDO WEST 2	Complete	2AM
	ADO-ODO/OTA 2	Complete	11:45AM		OSE	Complete	12AM
	100%			OWO 1	Complete	2AM	
				OWO 2	Complete	2AM	
					100%		

**Table 68: Collation of State Assembly Election Results (Osun/Oyo) April, 2015**

STATE	CONSTITUENCY	COLLATION STATUS	TIME-STAMP	STATE	CONSTITUENCY	COLLATION STATUS	TIME-STAMP
OSUN STATE	BORIPE/BOLUWA-DURO	Complete	9:08PM/8:43PM	OYO STATE	AFIJO	Complete	04:00PM
	IFELODUN	Complete	9:42PM		AKINYELE 1	Complete	07:00AM
	ILA	Complete	9:30PM		AKINYELE 2	Complete	07:00AM
	ODO-OTIN	Complete	9:23PM		IDO	Complete	07:00AM
	OLORUNDA	Complete	8:18PM		IBADAN NORTH 1	Complete	1pm
	OSOGBO	Complete	9PM		IBADAN NORTH 2	Complete	1pm
	ATAKUNMOSA EAST AND WEST	Complete	10:04PM/8:19PM		IBADAN NORTH EAST 1	Complete	10:00AM
	IFE CENTRAL	Complete	10PM		IBADAN NORTH EAST 2	Complete	10:00AM
	IFE EAST	Complete	8:20PM		IBADAN SOUTH EAST 1	Complete	08:00AM
	IFE SOUTH	Complete	8PM		IBADAN SOUTH WEST 1	Complete	08:00AM
	ILESA EAST	Complete	9:13PM		IBADAN SOUTH WEST 2	Complete	08:00AM
	ILESA WEST	Complete	10:02PM		IBARAPA CENTRAL/IBARAPA NORTH	Complete	07:00AM
	OBOKUN	Complete	9:07PM		IBARAPA EAST	Complete	10:00AM
	ORIADE	Complete	8:09PM		SAKI WEST	Complete	07:00AM
	AYEDAAGE	Complete	8:24PM		SAKI EAST/ATISBO	Complete	10:00AM/07:00AM
	AYEDIRE	Complete	10:23PM		IREPO/OLORUNSOGO	Complete	11:00AM/11:00AM
	EDE SOUTH	Complete	8PM		KAJOLA	Complete	07:00AM
	EGBEDORE	Complete	9:57PM		IWAJOWA	Complete	07:00AM
	IWO	Complete	8:14PM		OGBOMOSO NORTH	Complete	11:00AM
	OLA-OLUWA	Complete	9:03PM		OGBOMOSO SOUTH	Complete	04:00AM
EJIBGO	Complete	9:08PM	OLUYOLE	Complete	10:00AM		
	100%		ONA ARA	Complete	07:00AM		
			OORELOPE	Complete	07:00AM		
			ORIIRE	Complete	11:00AM		
			ATIBA	Complete	07:00AM		
			OYO WEST/OYO WEST	Complete	10:00AM		
			OGO-OLUWA/SURULERE	Complete	10:00AM/11:00AM		
				100%			

**Table 69: Collation of State Assembly Election Results (Plateau/Rivers) April, 2015**

STATE	CONSTITUENCY	COLLATION STATUS	TIME-STAMP	STATE	CONSTITUENCY	COLLATION STATUS	TIME-STAMP
PLATEAU STATE	BARIKIN LADI	Complete	12:00AM	RIVERS STATE	DEGEMA	Complete	05:00PM
	PENGANA	Complete	No Response		EMOHUA	Complete	05:00PM
	RUKUBA/IRIGWE	No Response	No Response		ELEME	Complete	05:00PM
	JOS NORTH	Complete	04:00PM		GOKANA	Complete	05:00PM
	JOS NORTH WEST	Complete	04:00PM		IKWERRE	Complete	05:00PM
	JOS SOUTH	Complete	03:14PM		KHANA 1	Complete	05:00PM
	KANKE	Complete	09:09AM		KHANA 2	Complete	05:00PM
	PANKSHIN NORTH	Complete	3:19AM		OBIO/AKPOR 1	Complete	05:00PM
	PANKSHIN SOUTH	Complete	3:19AM		OBIO/AKPOR 2	Complete	05:00PM
	KANTANA	No Response	No Response		ONELGA 2	No Response	No Response
	LANGTANG NORTH	Complete	02:00PM		OGU/BOLO	Complete	05:00PM
	LANGTANG CENTRAL	Complete	02:00PM		OKRIKA	Complete	05:00PM
	LANGTANG SOUTH (MABUDI)	Complete	01:54PM		OMUMA	Complete	05:00PM
	MANGU SOUTH	Complete	11:08AM		OPOBO/NKORO	Complete	05:00PM
	MANGU NORTH	Complete	11:08AM		OYIGBO	Complete	05:00PM
	MIKANG	Complete	3:17		PORT HARCOURT 1	Complete	05:00PM
	QUA'AN PAN SOUTH	Complete	11:00AM		PORT HARCOURT 3	Complete	05:00PM
	RIYOM	Complete	12:13PM		TAI	Complete	05:00PM
	WASE	Complete	10:23PM				94%
			89%				

**Table 70: Collation of State Assembly Election Results (Sokoto/Taraba) April, 2015**

STATE	CONSTITUENCY	COLLATION STATUS	TIME-STAMP	STATE	CONSTITUENCY	COLLATION STATUS	TIME-STAMP
SOKOTO STATE	BINJI	Complete	10:00PM	TARABA STATE	BALI 1	Complete	2:00pm
	BODINGA NORTH	Complete	10:00PM		BALI 2	Complete	2:00pm
	BODINGA SOUTH	Complete	10:00PM		GASSOL 1	Complete	8:00am
	GADA WEST	Complete	01:30PM		JALINGO 2	Complete	08:00AM
	GORONYO	Complete	12:50PM		ARDO-KOLA	Complete	09:00AM
	GUDU	Complete	10:25PM		TAKUM 1	Complete	2pm
	GWADABAWA NORTH	Complete	01:10PM		TAKUM 2	Complete	2pm
	GWADABAWA SOUTH	Complete	01:10PM		USSA/LIKAM	Complete	1pm
	ILLELA	Complete	12:15PM		GEMBU	Complete	No Response
	KWARE	Complete	06:55AM		MBAMNGA	Complete	No Response
	KEBBE	Complete	11:48PM		KURMI	Complete	4pm
	RABBAH	Complete	05:10AM		ZING	Complete	11:30AM
	SABON BIRIN NORTH	Complete	11:35PM		KARIM LAMIDO 1	Complete	2pm
	SABON BIRIN SOUTH	Complete	11:35PM		KARIM LAMIDO 2	Complete	2pm
	SHAGARI	Complete	10:25PM		WUKARI 1	Complete	2pm
	SILAME	Complete	12:45PM		WUKARI 2	Complete	2pm
	SOKOTO NORTH 2	Complete	07:55AM		DONGA	Complete	3pm
	SOKOTO SOUTH 1	Complete	01:20PM		GASHAKA	Complete	2pm
	TANBUWAL WEST	Complete	12:00PM		YORRO	Complete	12am
	TANBUWAL EAST	Complete	12:00PM			95%	
	TANGAZA	Complete	10:45AM				
	TURETA	Complete	11:12PM				
	WAMAKKO	Complete	02:15PM				
	WURNO	Complete	07:00AM				
	YABO	Complete	05:15PM				
			100%				



# CHAPTER 5: CONCLUSION

---

## 5.0 Lessons Learnt

One of the biggest lessons learnt is that the EMS Project, given what it has already assisted Departments in doing, has the potential of being a veritable planning, monitoring and evaluation tool for the Commission spanning the entire Electoral Cycle. By identifying and mapping key tasks/activities together with the owners of these tasks, the Project laid the foundations for a more focused, proactive approach to electoral planning than had hitherto been possible. Focus on key electoral activities rather than Departments not only provided an opportunity for creating interdependencies thus creating synergy between Departments in focusing on single tasks, it also ensured that additional activities could be identified and mapped in the face of emergent challenges. In addition, while Operational Manuals have been developed for the 7PBAs, the possibility exists to continually revise these manuals in response to field experience. The Project has amply demonstrated the need for further deepening the Commission's resolve to approach electoral planning more proactively.

It was also very clear that the implementation of such a Project requires the participation of all Departments and staff, particularly field staff in its planning, implementation and monitoring. While the EMS Secretariat in HQ developed all the protocols and the KPIs, these were developed with the active participation of officers of the Commission in HQ as well as state offices. Bringing everybody on board in an interactive, participatory manner went a long way in ensuring the success of the Project.

Another key lesson has to do with the need for sharing information and creating single focal points for sourcing and collating data from the states and then

from HQ back to the states. As the Communication Channel across the Commission is key to the success of the Project. The project also demonstrated that while automation is key to the success of an EMS, automation alone would be virtually irrelevant if the key processes/tasks were not first clearly identified, mapped and sequenced. This is of the utmost significance, because such an exercise forms the foundation for the creation of Manuals guiding the range of Key activities, an indispensable tool in the formation of institutional memory.

## 5.1 Challenges

The most critical challenge coming out of this project is time. There is absolutely no alternative to the need for early commencement in the planning of an electoral circle. While planning and implementation of the Project has been going on since 2013 and implementation in some skeletal form since October 2014, inadequate funding, and particularly the drying up of funds for the project from the initial funders was a big challenge. Thus, when the funds finally came, there was little time to implement the project in the way it was originally conceived, and had to be scaled down to accommodate existing time frames. This has in some way affected the development and implementation of training programmes, setting up communication protocols between HQ and State Offices, and so on. The second biggest challenge is attitudinal predispositions to new things. While a natural reaction, resistance to change was one of the most serious problems faced in the implementation of the EMS. This has been compounded by low levels of computer literacy among the staff of the Commission, some of whom are in key policy making positions. The third challenge is of course that of resources.

## 5.2 Recommendations

On the whole, the implementation of the first phase of the Project has been a great success. Manuals have been created; staff have been trained in the use of these manuals; communication channels and support structures have been established; KPIs have been generated to guide monitoring of the entire process; and dashboards have been established to provide the Commission with real time information on field activities across the Commission. From the point of view of what has been achieved and what remains outstanding, the following recommendations appear pertinent for the sustainability of the EMS Project:-

- a) Completing the Stage II of the Project: the platform needs to be extended to support electoral activities across the electoral cycle. This would involve the expansion of the PBAs to begin tracking areas such as Voter Education, Strategic Communication, Electoral Risk Management as well as moving the Commission towards establishing a centralized Inventory and Document Management Systems;
- b) The creation of a centralized enterprise solution that will plan, source, coordinate, and analyze data, especially voter registration information is critical to an election management body such as INEC. This will ensure that there is a single unified source of data for the whole Commission. Such a system is not possible without completing the Stage II of the EMS Project;
- c) Preparation of the 2019 Election Project Plan. With the data, processes and structures already put in place by the EMS Project, the 2019 Election Project Plan should be concluded before the end of 2015 or in the first quarter of 2016 at the latest;
- d) Completing the Process Reviews of the 2015 General Elections began by the 2010-2015 Commission. This too is critical in identifying, mapping, and sequencing critical new tasks or revising old activities that were either lacking in 2015 or not conducted at all;
- e) Strengthening the Communication Channels and deepening the Operationalization of the EMS State Secretariats;

- f) Revalidating the EMS Operational Manuals by all Field Officers across the Commission in order to effectively create timelines for the 2019 General Elections; and
- g) It is imperative to urgently begin a comprehensive change management programme to address some of the attitudinal challenges encountered in the course of the Project.